

# FRONT PORCH FLORIDA

*Offering more than you know*

**COMING SOON**

West Bartow  
Front Porch

*In Association With*

Art  
in  
Architecture

This Style Home  
To Be Built  
On This Site



Call:  
863-533-1773  
For More Information



## WEST BARTOW



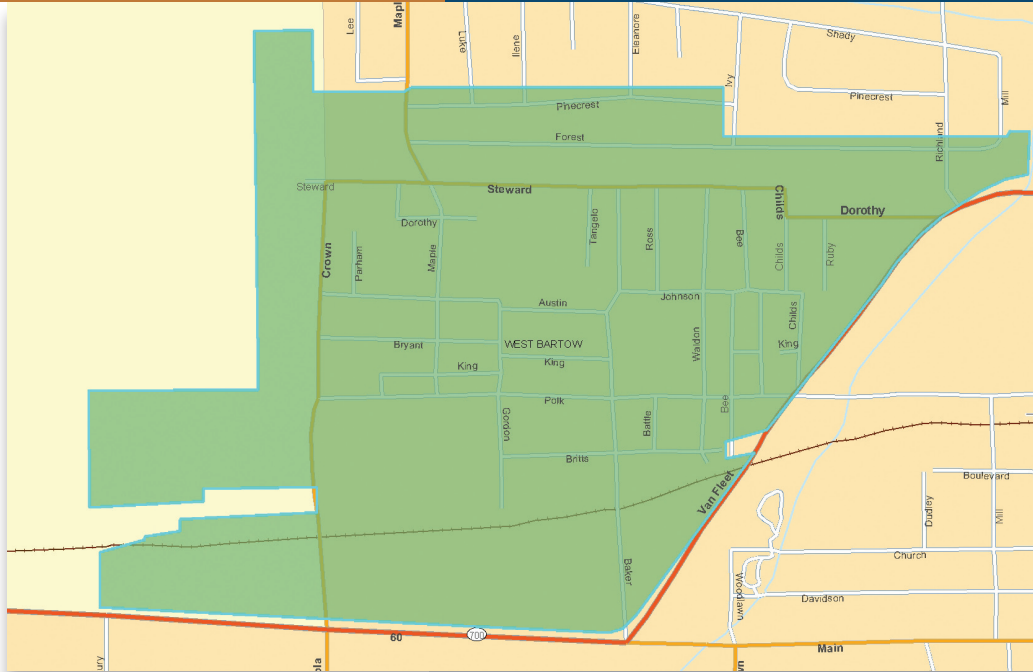


TABLE OF CONTENTS

- 3-4 Community Summary  
*Overview of Persons, Households, Population, Labor, Income, Poverty, Educational Attainment and Industry*
- 5-9 Socioeconomic Profile  
*Community, City & County Comparisons*
- 10-15 Front Porch Community Statistics  
*Features Dataset Graphs*

SOURCES

*Geographic Boundary Map-Florida Department of Community Affairs-Division of Emergency Management*  
*Arc-GIS® 9 by ArcView®- Environmental Systems Research Institute (ESRI) Data, Maps & StreetMap*  
*PCensus Database for ArcView®, version 8.50 (U.S.)*  
 2000 Census Florida Summary File 1 & 3, U.S. Census Bureau

HISTORY OF THE FRONT PORCH INITIATIVE

The Front Porch Florida Initiative (FPF) was established in 1999 to promote community revitalization by empowering local community members through technical assistance, training and by developing skills necessary to identify and acquire resources for revitalization purposes.<sup>1</sup> The Office of Urban Opportunity (OUO) was formed to simplify administration; to create strategic alliances and networks of community collaboration; to develop and forge better relationships between Front Porch communities and other public and private sector entities.

Since inception, twenty Front Porch community designations have been established across the State of Florida. The communities are located in Bartow, Bradenton, Daytona Beach, Ft.Lauderdale, Gainesville, Gifford (Indian River County), Immokalee, Jacksonville, Miami, Ocala, Opa-Locka, Orlando, Pensacola, Sanford, Sarasota, St. Petersburg, Sylvania Heights (Okaloosa County), Tallahassee, Tampa, and West Palm Beach. These communities comprise some of the state’s most economically distressed urban and rural areas consisting of mostly African American residents. Front Porch Florida takes up this challenge to revitalize underserved communities that are dedicated to positive cooperation and communication to make their community a better place to live, work, and raise a family.

## PERSONS

The West Bartow Front Porch Florida community is a predominately Black neighborhood. The city of Bartow reflects a make-up of **White (67%)**, **Black (27%)** and **Hispanic (7%)**; Polk County has a higher level of **Whites (79%)**, followed by **Blacks (13%)** and **Hispanics (9%)**. Additionally, the **average age** for the West Bartow community is minimally older (**36 years**) than the city (**38 years**) and county (**39 years**). Finally, the unemployment rate for West Bartow is lower at **3.6%** compared to city and county levels of **7.1%** and **5.7%** respectively.<sup>1</sup>

## HOUSEHOLDS

Both the **average household (\$44,918)** and **family income (\$43,867)** in West Bartow are considerably less than the city of Bartow (**\$50,569** and **\$56,709** respectively), but slightly closer to county levels (**\$46,511** and **\$52,304** respectively). West Bartow household owners **receive public assistance (2.9%)** at a slightly lower rate than the city (**3.7%**) and county (**3.3%**).

The community has a lower (**86%**) level than the city (**91%**), but slightly higher level than does the county (**83%**) of **occupied housing units**. Conversely, the community's **vacancy rate (14%)** is higher compared to the city's rate (**9%**), but lower than the county's level (**17%**). Of the West Bartow occupied units, **29%** are **rented** and **57%** **owned**; the same ratio for the city is **27%** **rented** and **64%** **owned**; Polk County is **22%** **rented** and **61%** **owned**. Furthermore, the **median owned home value** for the community (**\$66,207**) is lower than city (**\$69,972**) and county (**\$83,323**) figures.

A higher percentage (**21%**) of West Bartow homeowners are **paying more than 30% of income on home costs**; the same figure for the city is **17%** and **19%** for the county. West Bartow has a lower percentage (**23%**) of renters **paying more than 30% of their income on rent** than the city (**32%**) and county (**34%**).

## POPULATION

West Bartow more closely reflects the county figures across the different age groups. In comparison to the county, the community has a higher or equal percentage of the population in all age categories **59 years and under** as well as the **75 to 84 years** of age cohort. Finally, the city and county have higher percentages of the population in the **60 to 74 years** and **85 year and older** categories.

## LABOR

West Bartow community members use vehicles as mode of **transportation to work** marginally less (**92%**) than the city's and county's population (both **94%**). Of those in the community who do use a vehicle, **20%** **carpooled** compared to **16%** in the city and **14%** in the county. A statistically insignificant number of (**0%**) community and city members use **public transportation**; the same figure for the county is higher (**1%**). Finally, **9%** of the community has **no access to a vehicle**; the same figure for the city and county is **7%**.

<sup>1</sup> The 2000 U.S. Census datasets contained herein are based upon block group subsets and provide the best available census information to date. Note that these figures do not accurately reflect the current demographic composition of West Bartow.

## INCOME

The West Bartow population has a slightly higher percentage (50%) of households **earning less than \$35,000**, when compared to the city (46%) and county (48%). The community’s “middle class” (\$35,000 – \$74,999) is comparable to both (38%) the city (39%) and county (37%). The community’s **median household income (\$35,598)** is only slightly lower than city (\$38,601) and county (\$36,142) levels.

West Bartow’s **White household income (\$41,410)** is comparable to the city (\$41,962), but higher than the county (\$37,872) level. Community **Black (\$26,937)** household income comparisons reveal a similar trend when compared to city (\$26,630) and county (\$25,310) Blacks. **Hispanic** households in the community (\$33,170) earn less than city (\$41,339) and county (\$31,502) Hispanics.

**Per Capita Income** for West Bartow’s **White** population (\$20,416) is slightly less than the city’s White population (\$21,615) but more than the county level (\$19,985). **Black** community residents (\$13,621) earn less on a per capita basis than do city (\$15,433) Blacks, but more than county (\$11,920) Blacks. Finally, **Hispanics** in West Bartow (\$9,932) earn less than both city (\$12,989) and county (\$10,603) Hispanics.

## POVERTY

The West Bartow community has a slightly higher **percent of population below the poverty level (16%)**

than the city and county (both 13%). There is a lower percentage of community **Whites (13%)** below the poverty level in comparison to city (9%) and county (10%) Whites. Community **Blacks (18%)** have a lower percentage when compared to city (22%) and county (28%) Blacks. Finally, the percent of the **Hispanics (21%)** below the poverty line are greater than in the city (12%), but less than county Hispanic populations (25%).

## EDUCATIONAL ATTAINMENT

In general, residents of West Bartow are attaining comparable levels of education as the city and county. The community (88%) has a higher or equal percentage of the population up to an **Associates degree** when compared to the city (82%) and county (85%). Finally, both the city and county have a higher percentage of the population receiving a **Bachelor’s degree** and **Graduate/professional degree**.

## INDUSTRY

A breakdown of **industry employment** reveals West Bartow is generally in sync with the city’s industry make-up. West Bartow employs a larger amount of **Manufacturing, Retail Trade, Transportation and Warehousing, Accommodation and Food Service** jobs. Finally, the city and county have a noticeably higher level of **Public Administration** activities.

Persons	West Bartow		Bartow City		Polk County	
		%		%		%
<b>Total Population</b>	1,031	% base	15,341	% base	483,924	% base
Male	502	49%	7,720	50%	237,414	49%
Female	529	51%	7,621	50%	246,510	51%
<b>Race &amp; Ethnicity</b>						
White	629	61%	10,297	67%	384,478	79%
Black or African American	342	33%	4,171	27%	63,709	13%
Hispanic or Latino (any race)	72	7%	1,134	7%	45,650	9%
<b>Average Age</b>	36.3		38.9		39.4	
<b>Population 16 yrs and over By Employment Status</b>	795	% base	12,163	% base	379,236	% base
Employed	476	60%	6,074	50%	206,460	54%
Unemployed	18	2%	465	4%	12,544	3%
Civilian participation rate	62.10%		53.80%		57.80%	
Unemployment rate	3.60%		7.10%		5.70%	

Households	West Bartow		Bartow City		Polk County	
		%		%		%
<b>Average Income</b>						
Household	\$44,918		\$50,569		\$46,511	
Family	\$43,867		\$56,709		\$52,304	
<b>Total Households</b>	402		5,537		187,162	
With public assistance income	11	2.90%	205	3.70%	6,209	3.30%
<b>Total Housing Units</b>	464	% base	6,073	% base	226,376	% base
Vacant	65	14%	537	9%	39,143	17%
Occupied	399	86%	5,536	91%	187,233	83%
Owner occupied	267	57%	3,898	64%	137,373	61%
Renter occupied	133	29%	1,638	27%	49,860	22%
<b>Owner occupied units</b>	267	% base	3,898	% base	137,373	% base
Average owned home value	\$71,893		\$80,867		\$99,883	

Median value of owned homes	\$66,207		\$69,972		\$83,323	
Percentage of owners paying more than 30% of income on home costs	21.00%		17.30%		19.50%	
<b>Renter occupied units</b>	133		1,638		49,860	
Average monthly gross rent	\$521		\$521		\$536	
Percentage of renters paying more than 30% of income on rent	23.60%		32.10%		34.20%	

Population	West Bartow		Bartow City		Polk County	
		%		%		%
<b>Population by Age</b>	1,031	% base	15,341	% base	483,924	% base
Under 5 years	84	8%	877	6%	30,744	6%
5 to 9 years	80	8%	867	6%	32,292	7%
10 to 14 years	68	7%	1,152	8%	35,161	7%
15 to 19 years	77	7%	1,242	8%	31,769	7%
20 to 24 years	58	6%	910	6%	27,750	6%
25 to 34 years	142	14%	2,044	13%	57,978	12%
35 to 44 years	167	16%	2,256	15%	70,368	15%
45 to 54 years	119	12%	1,928	13%	59,812	12%
55 to 59 years	58	6%	806	5%	25,125	5%
60 to 64 years	31	3%	593	4%	24,349	5%
65 to 74 years	72	7%	1,295	8%	48,038	10%
75 to 84 years	70	7%	1,113	7%	31,587	7%
85 years and over	7	1%	258	2%	8,951	2%

Labor	West Bartow		Bartow City		Polk County	
		%		%		%
<b>Workers 16 years or older by Transportation to Work</b>	467	% base	5,929	% base	202,341	% base
Car, truck, or van	432	92%	5,580	94%	190,595	94%
Drove alone	340	73%	4,649	78%	161,641	80%
Carpooled	92	20%	931	16%	28,954	14%
Public transportation	0	0%	20	0%	1,504	1%
Bicycle, walked, other means	32	7%	259	4%	5,576	3%

<b>Household with no Access to a Vehicle</b>	41	9%	414	7%	13,413	7%
<b>Average travel time to work</b>	22.4		20.5		25.4	

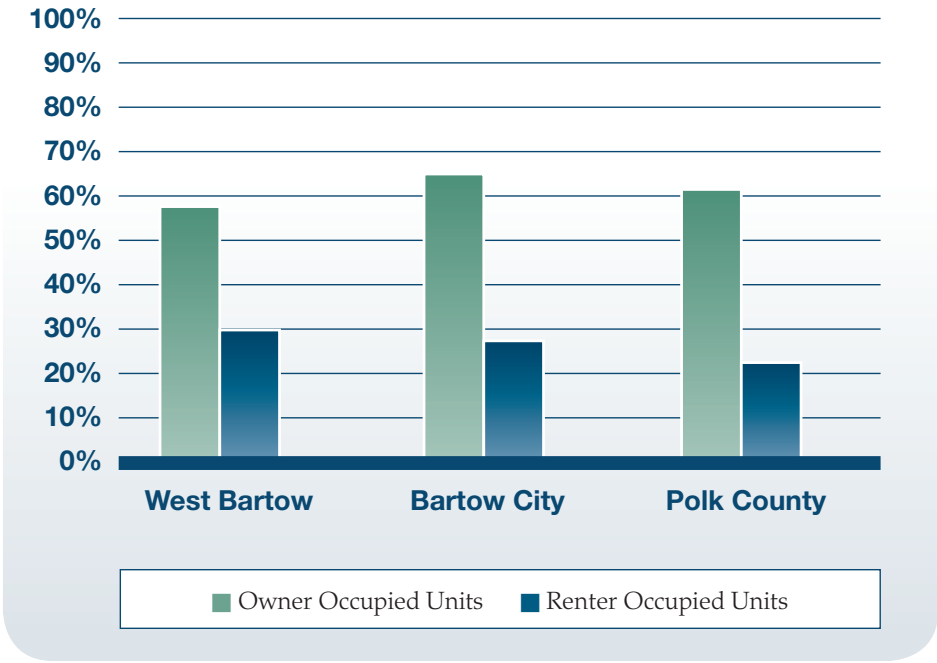
Income	West Bartow		Bartow City		Polk County	
		%		%		%
<b>Households by 1999 Income Level</b>	402	% base	5,537	% base	187,162	% base
Less than \$20,000	92	23%	1,364	25%	45,703	24%
\$20,000 to \$34,999	107	27%	1,151	21%	44,928	24%
\$35,000 to \$49,999	87	22%	1,102	20%	34,917	19%
\$50,000 to \$74,999	64	16%	1,074	19%	34,515	18%
\$75,000 to \$99,999	27	7%	428	8%	14,769	8%
\$100,000 to \$149,999	13	3%	271	5%	7,768	4%
\$150,000 or more	12	3%	147	3%	4,562	2%
<b>Average household income</b>	\$44,918		\$50,569		\$46,511	
<b>Median household income</b>	\$35,598		\$38,601		\$36,142	
<b>Median Household Income by Race of Householder</b>						
White	\$41,410		\$41,962		\$37,872	
Black or African American	\$26,937		\$26,630		\$25,310	
Hispanic or Latino (any race)	\$33,170		\$41,339		\$31,502	
<b>Per Capita Income by Race</b>						
White	\$20,416		\$21,615		\$19,985	
Black or African American	\$13,621		\$15,433		\$11,920	
Hispanic or Latino (any race)	\$9,932		\$12,989		\$10,603	
<b>Average family income</b>	\$43,867		\$56,709		\$52,304	

Poverty	West Bartow		Bartow City		Polk County	
		%		%		%
<b>Percent of group below the poverty level</b>						
Total persons	16%		13%		13%	
<b>By Age</b>						
Under 5 years	5%		8%		11%	
5 years	1%		3%		2%	
6 to 11 years	15%		12%		13%	
12 to 17 years	15%		16%		12%	
18 to 64 years	44%		49%		52%	
65 to 74 years	10%		7%		5%	
75 years and over	9%		5%		6%	
<b>By Race</b>						
White	13%		9%		10%	
Black or African American	18%		22%		28%	
Hispanic or Latino (any race)	21%		12%		25%	
<b>Total Families</b>	272	% base	3,777	% base	132,948	% base
Below the poverty level:						
With related children under 18 years	6	2%	79	2%	2,964	2%

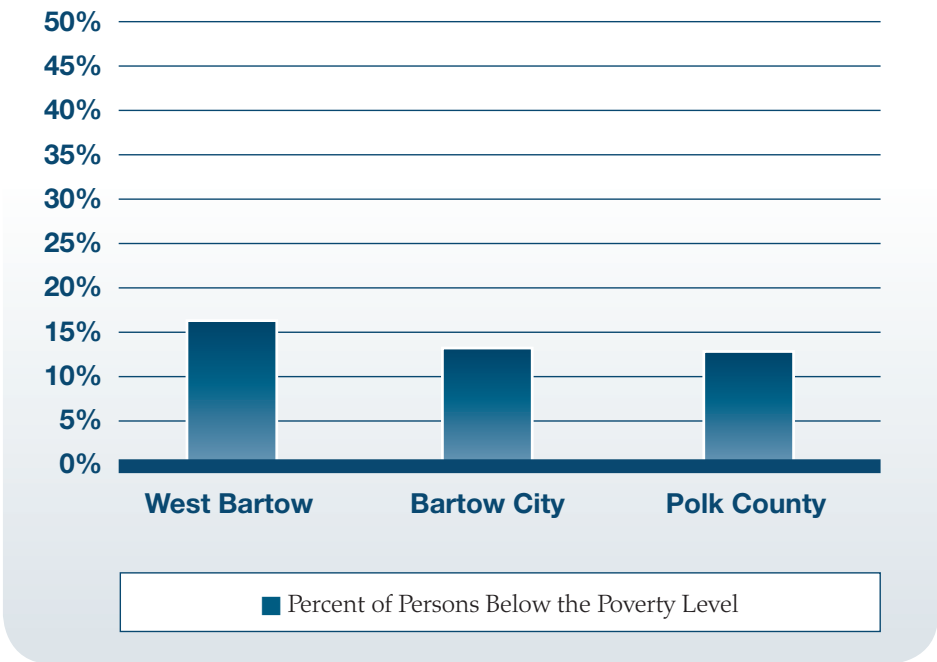
Educational Attainment	West Bartow		Bartow City		Polk County	
		%		%		%
<b>Population 25 years or older</b>	664	% base	10,293	% base	326,208	% base
Less than 9th grade	54	8%	748	7%	26,554	8%
9th to 12th grade/no diploma	100	15%	1,457	14%	55,786	17%
High school graduate	232	35%	3,542	34%	109,920	34%
Some college, no degree	159	24%	2,350	23%	66,317	20%
Associate degree	37	6%	447	4%	18,962	6%
Bachelor's degree	61	9%	1,178	11%	32,646	10%
Graduate/professional degree	23	3%	571	6%	16,023	5%

Industry	West Bartow		Bartow City		Polk County	
		%		%		%
<b>Employed Population 16 years or older by Industry</b>	476	% base	6,074	% base	206,460	% base
Agriculture, forestry, fishing and hunting	0	0%	87	1%	4,994	2%
Mining	14	3%	268	4%	1,958	1%
Construction	33	7%	358	6%	17,335	8%
Manufacturing	60	13%	675	11%	19,261	9%
Wholesale trade	16	3%	235	4%	9,491	5%
Retail trade	70	15%	715	12%	31,350	15%
Transportation and warehousing	27	6%	184	3%	10,231	5%
Utilities	3	1%	49	1%	2,331	1%
Information	0	0%	49	1%	3,123	2%
Finance, insurance, real estate and rental and leasing	20	4%	286	5%	12,832	6%
Professional and related services	33	7%	465	8%	15,065	7%
Educational services	59	12%	696	11%	15,329	7%
Health care and social assistance	34	7%	476	8%	19,881	10%
Arts, entertainment, and recreation	0	0%	15	0%	8,123	4%
Accommodation and food services	45	9%	380	6%	15,252	7%
Other services	12	3%	291	5%	10,013	5%
Public administration	49	10%	845	14%	9,891	5%
<b>Top 3 Employers by Industry</b>	Retail trade Manufacturing Educational services		Public administration Retail trade Educational services		Retail trade Health care and social assistance Manufacturing	

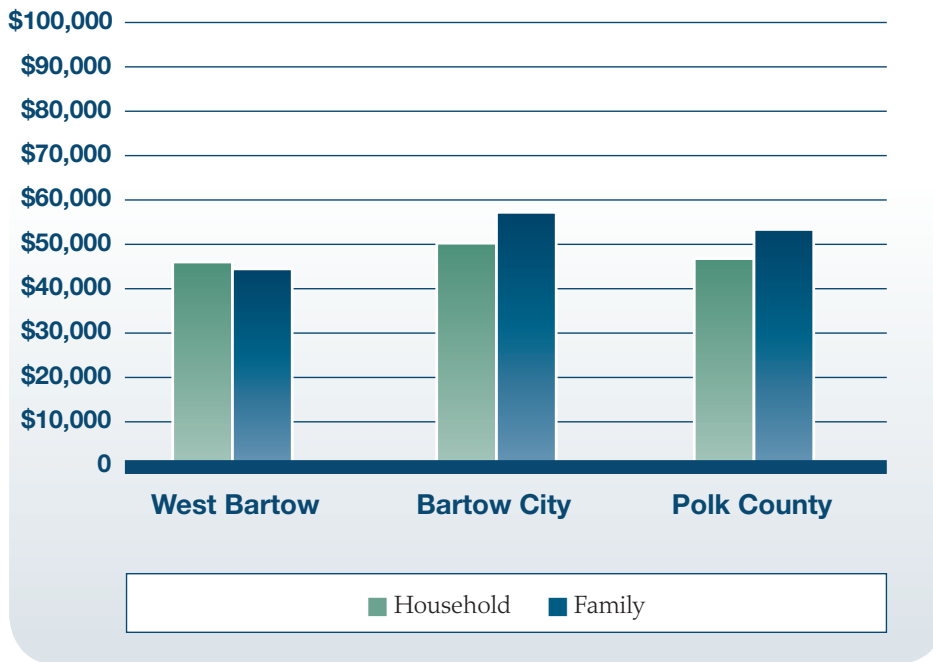
[ OWNER & RENTER OCCUPIED UNITS ]



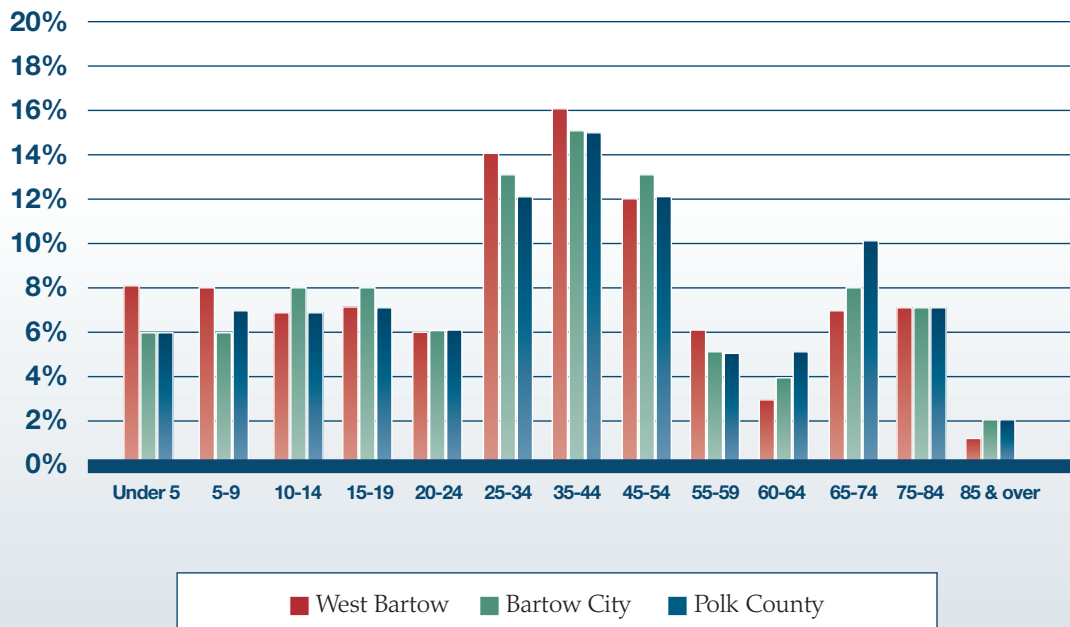
[ POVERTY LEVEL ]



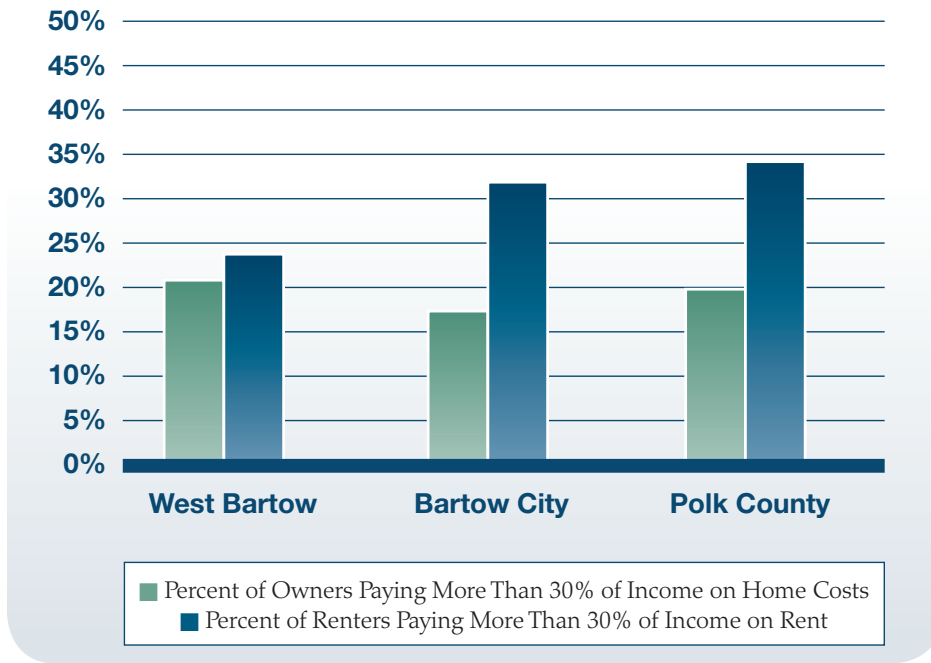
[ AVERAGE INCOME LEVELS ]



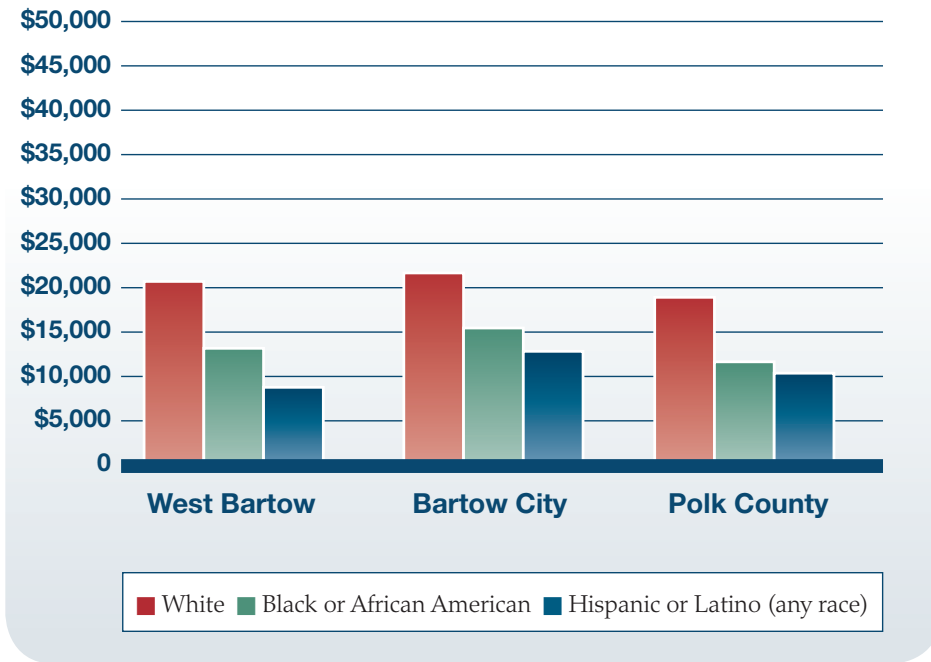
[ POPULATION BREAKDOWN BY AGE ]



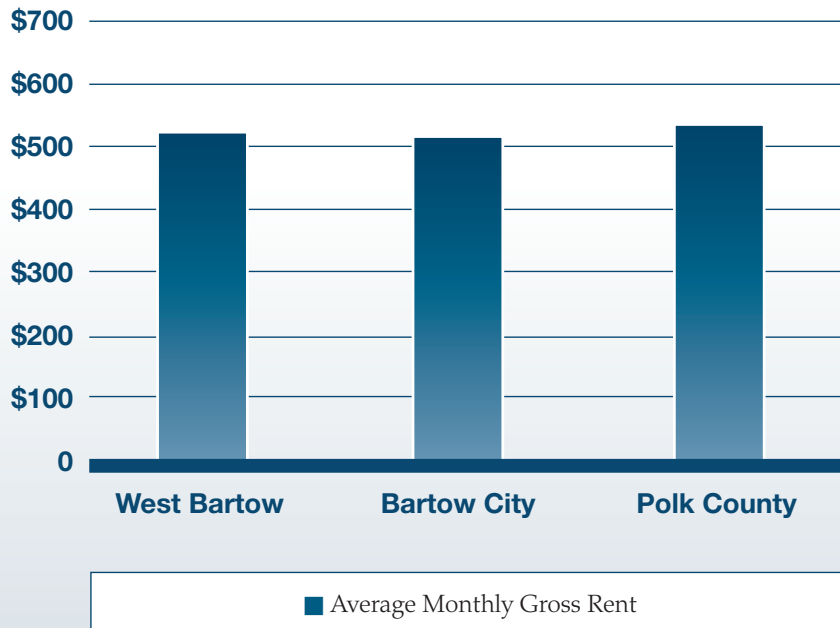
[ INCOME RATIO TO HOMEOWNER & RENTER COSTS ]



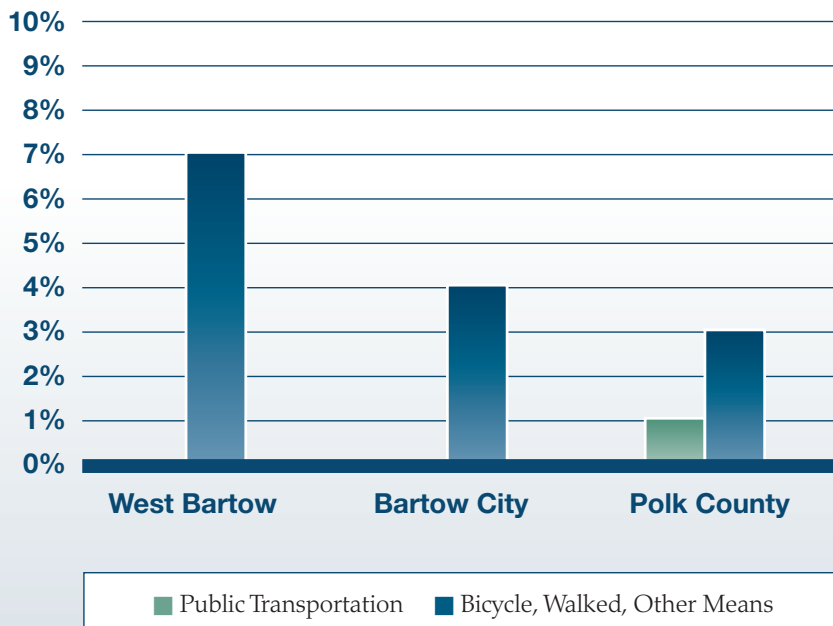
[ PER CAPITA INCOME BY RACE ]



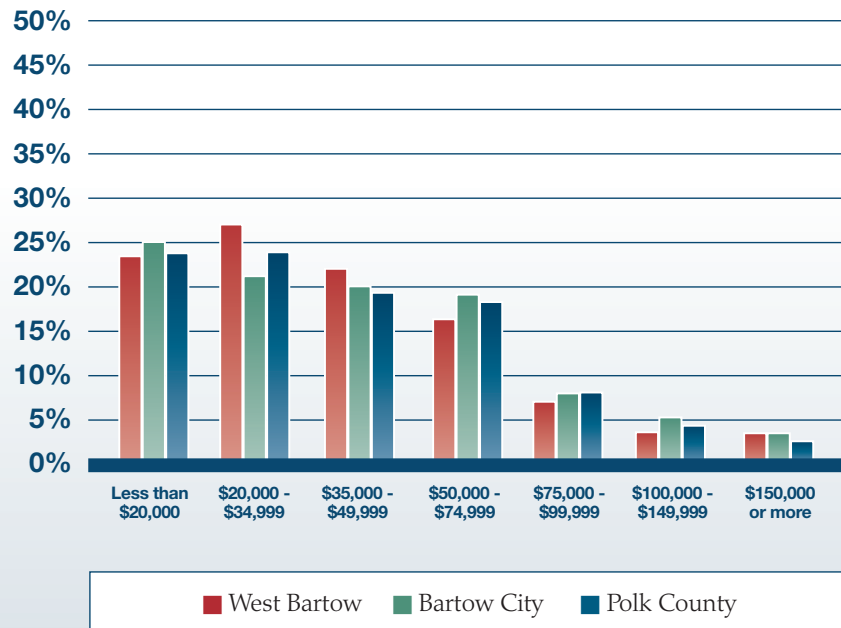
[ AVERAGE MONTHLY RENT ]



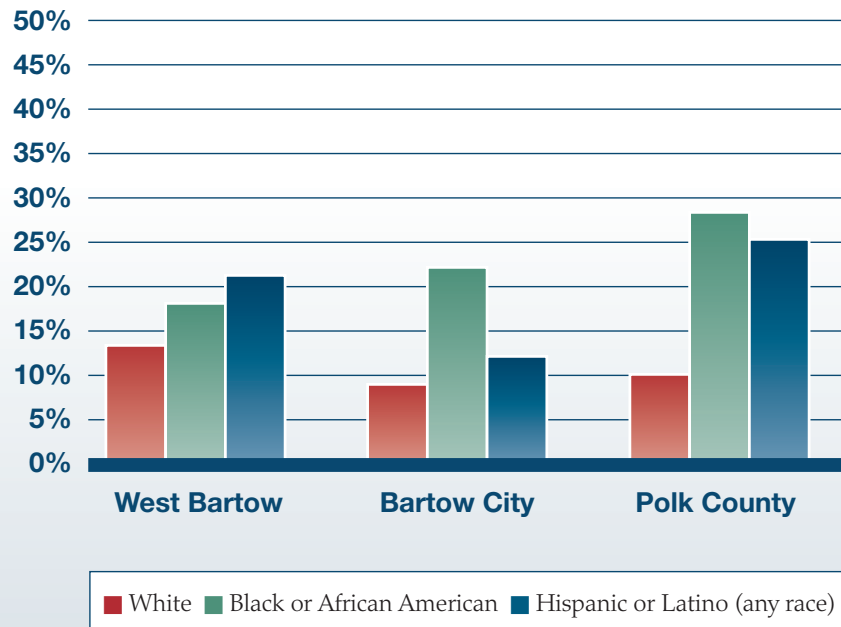
[ TRANSPORTATION TO WORK ]



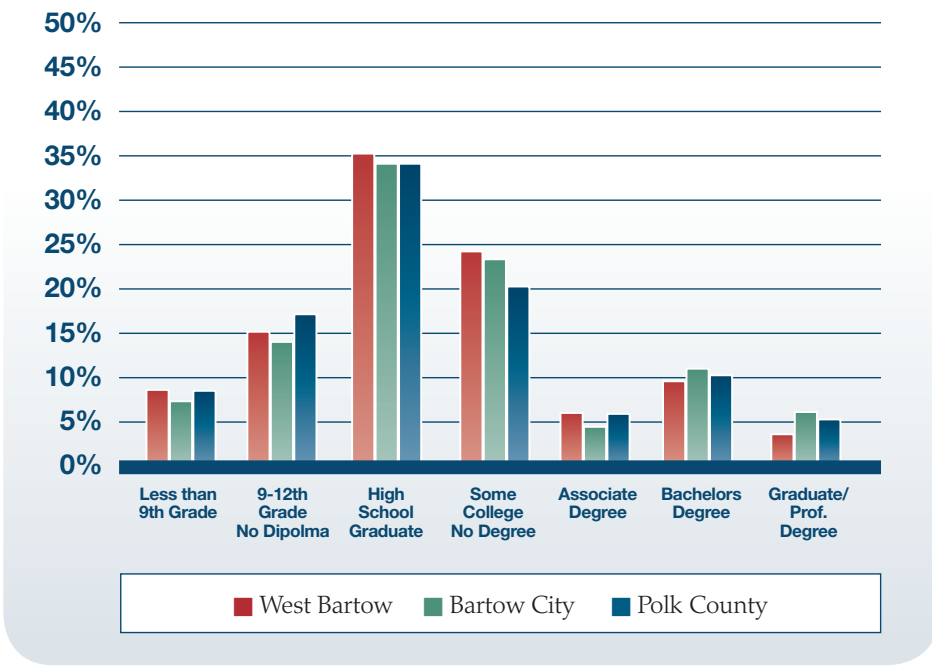
### [ HOUSEHOLD INCOME RANGES ]



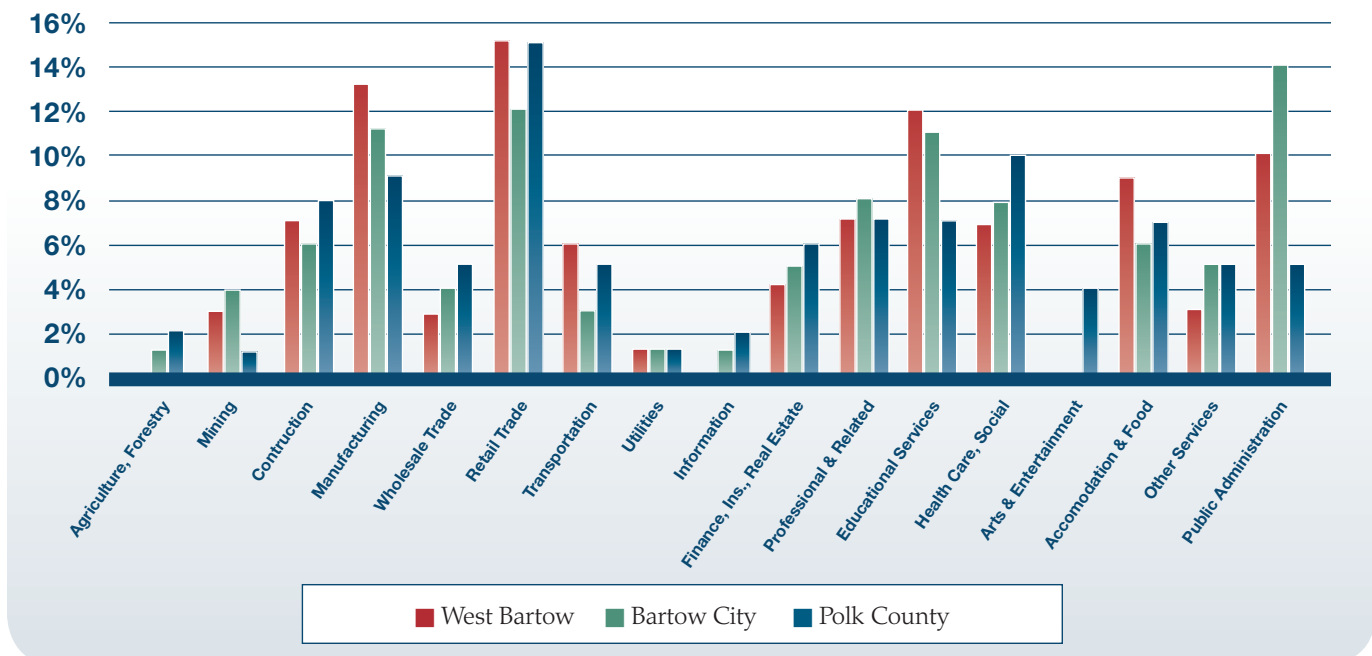
### [ POPULATION BELOW POVERTY BY RACE ]



## [ EDUCATIONAL ATTAINMENT ]



## [ INDUSTRY BREAKDOWN ]



No bar indicates less than 1%.



# FRONT PORCH FLORIDA COMMUNITIES WEST BARTOW

PUBLISHED BY THE  
FLORIDA DEPARTMENT OF COMMUNITY AFFAIRS  
HOUSING AND COMMUNITY DEVELOPMENT DIVISION  
OFFICE OF URBAN OPPORTUNITY  
2555 SHUMARD OAK BOULEVARD  
TALLAHASSEE, FLORIDA 32399-0001  
TELEPHONE: (850) 487-9557  
FAX: (850) 487-9544  
EMAIL: [FRONTPORCH@DCA.STATE.FL.US](mailto:FRONTPORCH@DCA.STATE.FL.US)  
WEB: [WWW.DCA.STATE.FL.US](http://WWW.DCA.STATE.FL.US)

Prepared by



2007