

# FRONT PORCH FLORIDA

*Offering more than you know*



# FRENCHTOWN



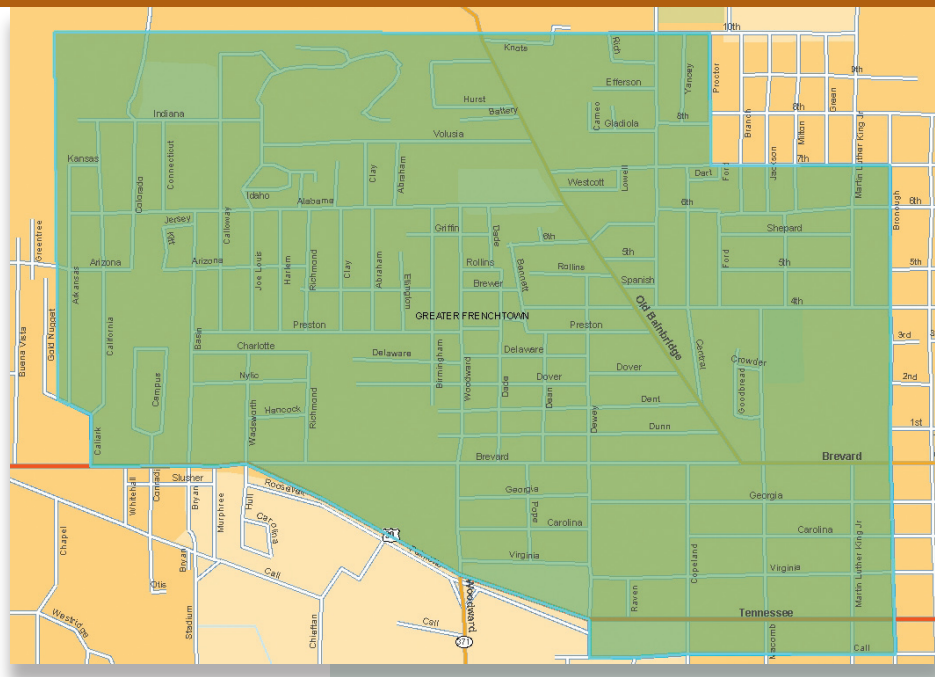


TABLE OF CONTENTS

- 3-4 Community Summary  
*Overview of Persons, Households, Population, Labor, Income, Poverty, Educational Attainment and Industry*
- 5-9 Socioeconomic Profile  
*Community, City & County Comparisons*
- 10-15 Front Porch Community Statistics  
*Features Dataset Graphs*

SOURCES

*Geographic Boundary Map-Florida Department of Community Affairs-Division of Emergency Management*  
*Arc-GIS® 9 by ArcView®- Environmental Systems Research Institute (ESRI) Data, Maps & StreetMap*  
*PCensus Database for ArcView®, version 8.50 (U.S.)*  
 2000 Census Florida Summary File 1 & 3, U.S. Census Bureau

HISTORY OF THE FRONT PORCH INITIATIVE

The Front Porch Florida Initiative (FPF) was established in 1999 to promote community revitalization by empowering local community members through technical assistance, training and by developing skills necessary to identify and acquire resources for revitalization purposes.<sup>1</sup> The Office of Urban Opportunity (OUO) was formed to simplify administration; to create strategic alliances and networks of community collaboration; to develop and forge better relationships between Front Porch communities and other public and private sector entities.

Since inception, twenty Front Porch community designations have been established across the State of Florida. The communities are located in Bartow, Bradenton, Daytona Beach, Ft.Lauderdale, Gainesville, Gifford (Indian River County), Immokalee, Jacksonville, Miami, Ocala, Opa-Locka, Orlando, Pensacola, Sanford, Sarasota, St. Petersburg, Sylvania Heights (Okaloosa County), Tallahassee, Tampa, and West Palm Beach. These communities comprise some of the state’s most economically distressed urban and rural areas consisting of mostly African American residents. Front Porch Florida takes up this challenge to revitalize underserved communities that are dedicated to positive cooperation and communication to make their community a better place to live, work, and raise a family.

## PERSONS

Frenchtown is a predominately **Black** neighborhood (**61%**), followed by **Whites** (**34%**) and **Hispanics** (**4%**). The city of Tallahassee however, is predominately **White** (**60%**), **Black** (**34%**) and **Hispanic** (**4%**); Leon County is made up of **Whites** (**66%**), **Blacks** (**29%**), and **Hispanics** (**3%**). The **average age** for the Frenchtown community is marginally younger (**31 years**) than the city (**32 years**) and county (**33 years**). Finally, the **unemployment rate** for Frenchtown is higher at **13.7%** when compared to the city and county levels of **11.1%** and **8.3%** respectively.

## HOUSEHOLDS

Both the **average household** (**\$22,517**) and **family income** (**\$33,934**) in Frenchtown are considerably less than the city of Tallahassee (**\$43,801** and **\$61,761** respectively); this disparity is even greater at the county level (**\$50,997** and **\$66,322** respectively). Frenchtown household owners **receive public assistance** at a much higher (**4.2%**) rate than both the city (**2.1%**) and county (**2.2%**).

The community has a slightly lower (**90%**) level than does the city (**92%**) and county (**93%**) of **occupied housing units** and conversely, has a higher **vacancy rate** (**10%**), compared to the city's (**8%**) and county's (**7%**). Of the Frenchtown occupied units, **68%** are **rented** and **22%** **owned**; the same ratio for the city is **52% rented** and **41% owned**; the county, **40% rented** and **53% owned**. Furthermore, the **median owned home value** for the community is significantly lower at **\$57,306** when compared to the city and county figures of **\$102,540** and **\$110,936** respectively.

A higher percentage (**25%**) of Frenchtown homeowners are **paying more than 30% of income on home costs**; the same figure for the city is **22%**, and **20%** for the county. A higher percentage of the population is **paying more than 30% of their income on rent** in Frenchtown (**58%**) than in Tallahassee (**51%**) and Leon County (**49%**).

## POPULATION

There are no clear trends with comparing age breakdown amongst the community, city and county. However, Frenchtown does have a higher percentage of the population in the **15 to 24 years of age** as well as the **65 to 74 years of age** categories. Tallahassee and Leon County have a higher percentage of the population in every category between **25 and 59 years of age**. Finally, all three areas generally have the same percentages of elderly population.

## LABOR

Frenchtown community members use vehicles as mode of **transportation to work** substantially less (**83%**) than the city's (**91%**) and county's (**93%**) population. Of those in the community who do use a vehicle, **17% carpooled** compared to **13%** in the city and **14%** in the county. **Public transportation** is used by **7%** of the Frenchtown population and **2%** of both the Tallahassee and Leon County population. Finally, **20%** of the community has **no access to a vehicle**; the same figure for the city is **9%**, and **7%** for the county.

## EDUCATIONAL ATTAINMENT

In general, residents of Frenchtown are not attaining the same *higher* levels of education as in the city and county. Frenchtown has a significantly higher percentage of every category including, and below **high school graduate**, making up **55%** of the population (compared to **27%** for the city and **30%** for the county). Conversely, the city of Tallahassee and Leon County have a much higher percentage of the population including, and above the level **some college, no degree** (**73%** and **70%** respectively); Frenchtown's figure for these categories is **44%**. Finally, the community does have a higher percentage of **high school graduates** (**24%**) than does the city (**17%**) and county (**19%**).

## INCOME

The Frenchtown population has a considerably higher percentage (**85%**) of households **earning less than \$35,000**, when compared to the city (**55%**) and county (**47%**). Conversely, the community's "middle class" (**\$35,000 – \$74,999**) is substantially less (**12%**) than that of the city (**29%**) and county (**33%**). The community's **median household income** (**\$13,604**) is considerably less than that of the city's (**\$30,656**) and county's (**\$37,750**).

Frenchtown's **White median household income** (**\$14,538**) is well below city (**\$37,670**) and county (**\$44,578**) levels. Community **Black** (**\$13,497**) household income comparisons reveal a smaller, yet

still significant, gap between city (**\$20,494**) and county (**\$23,716**). **Hispanic** households in the community (**\$10,151**) earn considerably less than city (**\$24,434**) and county (**\$28,043**) Hispanic households.

## POVERTY

The Frenchtown community has a substantially higher (**53%**) **percent of population below the poverty level** than the city (**25%**) and county (**18%**). There is a significantly higher percentage of community **Whites** (**57%**) below the poverty level in comparison to the city (**18%**) and county (**13%**). Although less drastic, the same trend holds true for community **Blacks** (**50%**) when compared to the city (**36%**) and county (**31%**). Similarly, there is a higher percentage of community **Hispanics** (**68%**) below the poverty line in comparison to city (**35%**) and county (**30%**) levels.

## INDUSTRY

A breakdown of **industry employment** reveals Frenchtown is generally in sync with the city's and county's industry make-up. Frenchtown does employ a larger amount of **Retail Trade, Educational Services, and Accommodation and Food Service** jobs. Finally, the city and county have higher levels of **Professional and Related Services and Public Administration** activities.

Persons	Frenchtown Community		Tallahassee City		Leon County	
		%		%		%
<b>Total Population</b>	9,414	% base	150,581	% base	239,452	% base
Male	4,473	48%	70,653	47%	113,574	47%
Female	4,940	52%	79,928	53%	125,878	53%
<b>Average Age</b>	31		32.6		33.5	
<b>Race &amp; Ethnicity</b>						
White	3,171	34%	90,926	60%	158,999	66%
Black or African American	5,704	61%	51,732	34%	69,303	29%
Hispanic or Latino (any race)	393	4%	6,077	4%	8,220	3%
<b>Population 16 yrs and over By Employment Status</b>	8,183	% base	127,242	% base	194,247	% base
Employed	4,010	49%	75,613	59%	122,840	63%
Unemployment rate	13.70%		11.10%		8.30%	

Households	Frenchtown Community		Tallahassee City		Leon County	
		%		%		%
<b>Average Income</b>						
Household	\$22,517		\$43,801		\$50,997	
Family	\$33,934		\$61,761		\$66,322	
<b>Total Households</b>	4,383	% base	63,165	% base	96,691	% base
With public assistance income	183	4.20%	1,333	2.10%	2,153	2.20%
<b>Total Housing Units</b>	4,829	% base	68,397	% base	103,974	% base
Vacant	485	10%	5,223	8%	7,453	7%
Occupied	4,344	90%	63,174	92%	96,521	93%
Owner occupied	1,060	22%	27,737	41%	55,014	53%
Renter occupied	3,284	68%	35,437	52%	41,507	40%
<b>Owner occupied units</b>	1,060	% base	27,737	% base	55,014	% base
Average owned home value	\$65,495		\$126,010		\$134,239	
Median value of owned homes	\$57,306		\$102,540		\$110,936	

Percentage of owners paying more than 30% of income on home costs	25.30%		22.10%		20.40%	
<b>Renter occupied units</b>	3,284		35,437		41,507	
Average monthly gross rent	\$502		\$622		\$627	
Percentage of renters paying more than 30% of income on rent	58.30%		51.80%		49.70%	

Population Breakdown	Frenchtown Community		Tallahassee City		Leon County	
		%		%		%
<b>Population by Age</b>	9,414	% base	150,581	% base	239,452	% base
Under 5 years	467	5%	7,729	5%	13,734	6%
5 to 9 years	379	4%	7,648	5%	14,469	6%
10 to 14 years	341	4%	6,565	4%	14,068	6%
15 to 19 years	1,350	14%	17,630	12%	24,238	10%
20 to 24 years	2,867	30%	31,153	21%	35,406	15%
25 to 34 years	1,126	12%	23,539	16%	34,843	15%
35 to 44 years	931	10%	18,120	12%	34,681	14%
45 to 54 years	657	7%	16,975	11%	31,430	13%
55 to 59 years	222	2%	5,395	4%	9,856	4%
60 to 64 years	175	2%	3,496	2%	6,807	3%
65 to 74 years	436	5%	6,212	4%	10,620	4%
75 to 84 years	323	3%	4,510	3%	6,952	3%
85 years and over	140	1%	1,609	1%	2,348	1%
<b>Dominant Age Group</b>	20 to 24 years		20 to 24 years		20 to 24 years	

Labor Transportation	Frenchtown Community		Tallahassee City		Leon County	
		%		%		%
<b>Workers 16 years or older by Transportation to Work</b>	3,811	% base	73,595	% base	120,019	% base
Car, truck, or van	3,156	83%	67,197	91%	111,497	93%
Drove alone	2,505	66%	57,769	78%	95,293	79%
Carpooled	651	17%	9,428	13%	16,204	14%
Public transportation	262	7%	1,781	2%	1,928	2%
Bicycle, walked, other means	345	9%	2,777	4%	3,364	3%
<b>Households with no Access to a Vehicle</b>	876	20%	5,598	9%	6,850	7%
<b>Average travel time to work</b>	19.2		18.7		21.7	

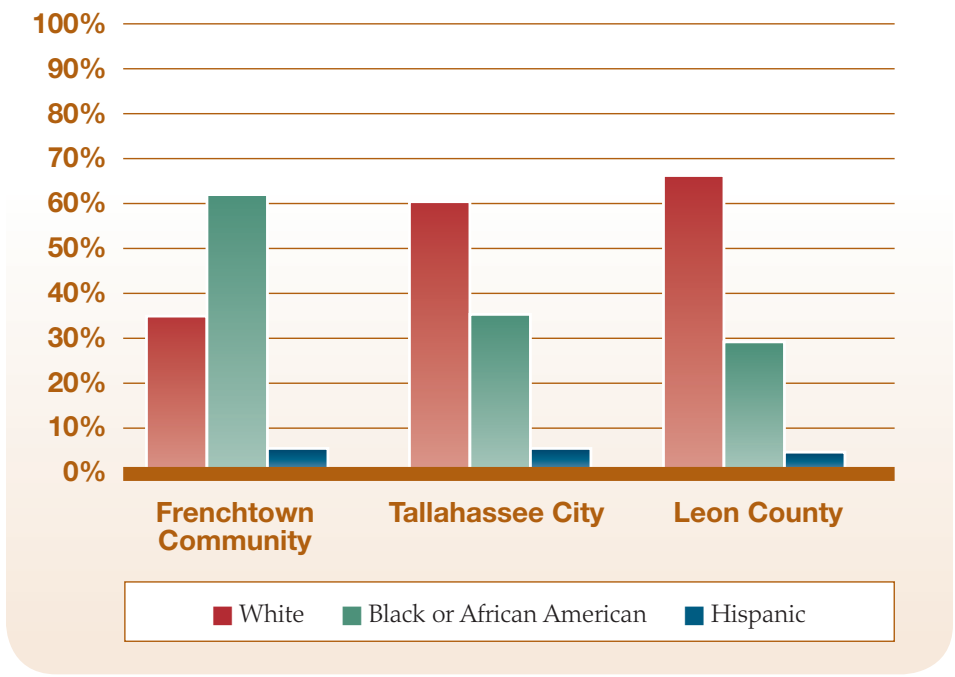
Educational Attainment	Frenchtown Community		Tallahassee City		Leon County	
		%		%		%
<b>Population 25 years or older</b>	4,009	% base	79,856	% base	137,537	% base
Less than 9th grade	357	9%	2,521	3%	4,218	3%
9th to 12th grade/no diploma	887	22%	5,581	7%	10,749	8%
High school graduate	966	24%	13,285	17%	25,963	19%
Some college, no degree	656	16%	16,076	20%	27,956	20%
Associate degree	245	6%	6,492	8%	11,255	8%
Bachelor's degree	497	12%	20,055	25%	33,040	24%
Graduate/professional degree	400	10%	15,846	20%	24,356	18%

Income	Frenchtown Community		Tallahassee City		Leon County	
		%		%		%
<b>Households by 1999 Income Level</b>	4,383	% base	63,165	% base	96,691	% base
Less than \$20,000	2,892	66%	22,097	35%	26,888	28%
\$20,000 to \$34,999	820	19%	12,904	20%	18,703	19%
\$35,000 to \$49,999	375	9%	8,795	14%	14,802	15%
\$50,000 to \$74,999	141	3%	9,414	15%	17,047	18%
\$75,000 to \$99,999	82	2%	4,911	8%	9,168	9%
\$100,000 to \$149,999	30	1%	3,248	5%	6,510	7%
\$150,000 or more	44	1%	1,796	3%	3,573	4%
<b>Average household income</b>	\$22,517		\$43,801		\$50,997	
<b>Median household income</b>	\$13,604		\$30,656		\$37,750	
<b>Median Household Income by Race of Householder</b>						
White	\$14,538		\$37,670		\$44,578	
Black or African American	\$13,497		\$20,494		\$23,716	
Hispanic or Latino (any race)	\$10,151		\$24,434		\$28,043	
<b>Per capita income in 1999</b>	\$10,779		\$18,981		\$21,024	
<b>Average family income</b>	\$33,934		\$61,761		\$66,322	

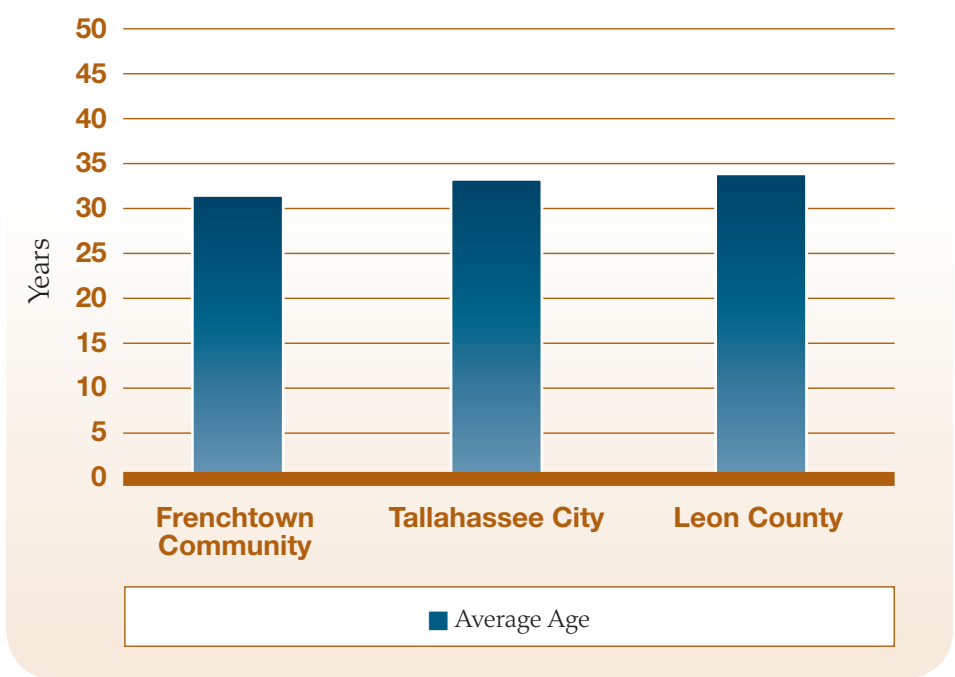
Poverty	Frenchtown Community		Tallahassee City		Leon County	
		%		%		%
<b>Percent of group below the poverty level</b>						
Total persons	53%		25%		18%	
<b>By Race/Ethnicity</b>						
White	34%		60%		66%	
Black or African American	61%		34%		29%	
Hispanic or Latino (any race)	4%		4%		3%	
<b>Total Families</b>	1,375	% base	29,718	% base	54,796	% base
Below the poverty level:						
With related children under 18 years	13	1%	412	1%	707	1%

Industry	Frenchtown Community		Tallahassee City		Leon County	
		%		%		%
<b>Employed Population 16 years or older by Industry</b>	4,010	% base	75,613	% base	122,840	% base
Agriculture, forestry, fishing and hunting	14	0%	146	0%	404	0%
Mining	8	0%	43	0%	68	0%
Construction	186	5%	2,681	4%	6,036	5%
Manufacturing	74	2%	1,658	2%	2,981	2%
Retail trade	603	15%	9,237	12%	14,215	12%
Finance, insurance, real estate and rental and leasing	147	4%	3,888	5%	6,592	5%
Professional and related services	371	9%	8,195	11%	13,159	11%
Professional, scientific, and technical services	184	5%	5,973	8%	9,440	8%
Administrative and support and waste management services	187	5%	2,203	3%	3,686	3%
Educational services	751	19%	12,295	16%	17,571	14%
Health care and social assistance	258	6%	6,899	9%	11,601	9%
Arts, entertainment, and recreation	73	2%	1,537	2%	2,037	2%
Accommodation and food services	692	17%	6,762	9%	8,900	7%
Public administration	389	10%	13,530	18%	24,201	20%
<b>Top 3 Employers by Industry</b>	Educational services Accommodation and food services Retail trade		Public administration Educational services Retail trade		Public administration Educational services Retail trade	

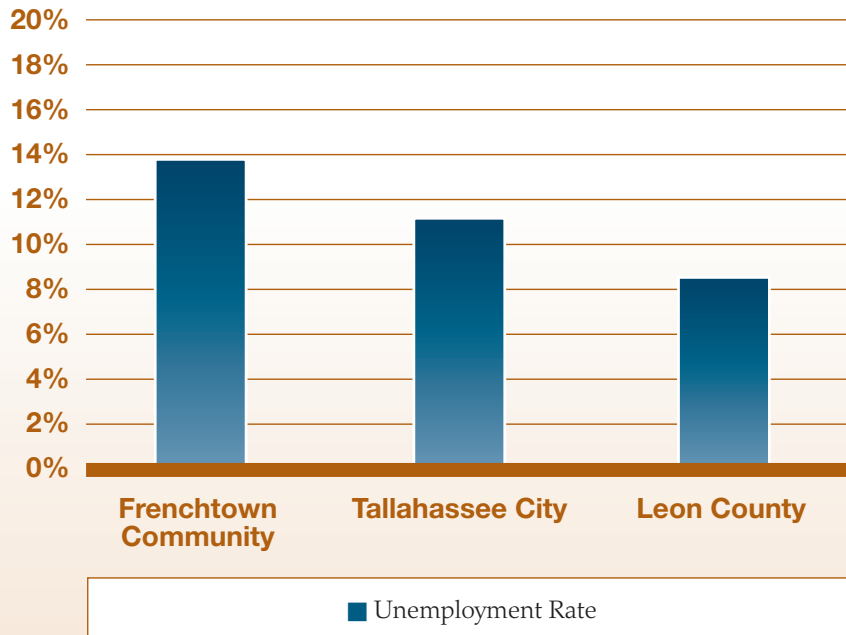
[ RACIAL & ETHNIC BREAKDOWN ]



[ AVERAGE AGE ]

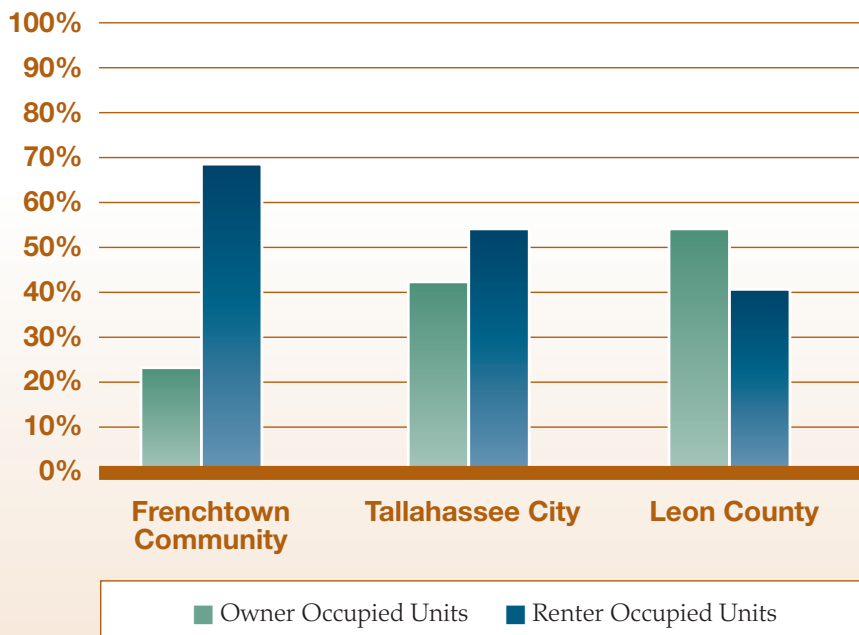


[ UNEMPLOYMENT RATE ]

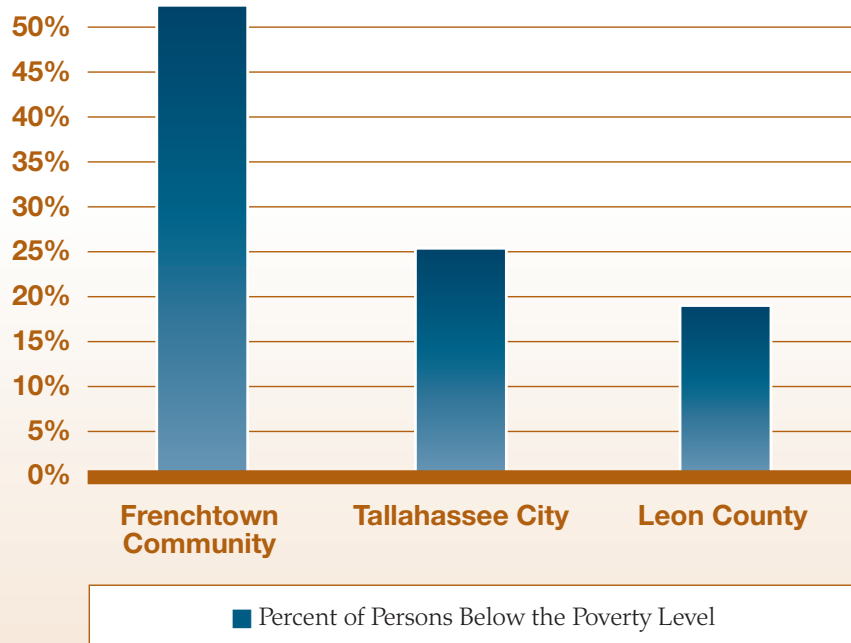


.....

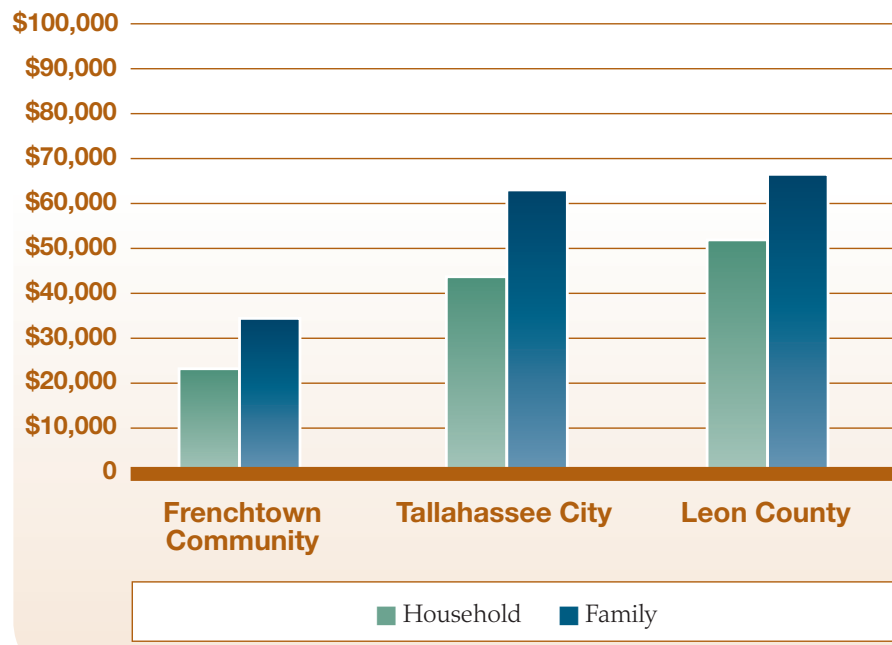
[ OWNER & RENTER OCCUPIED UNITS ]



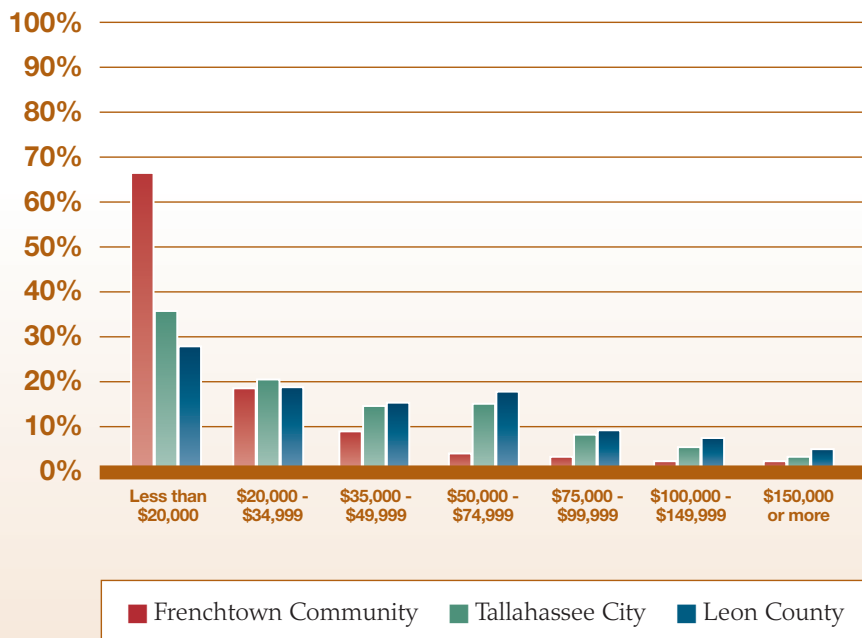
[ POVERTY LEVEL ]



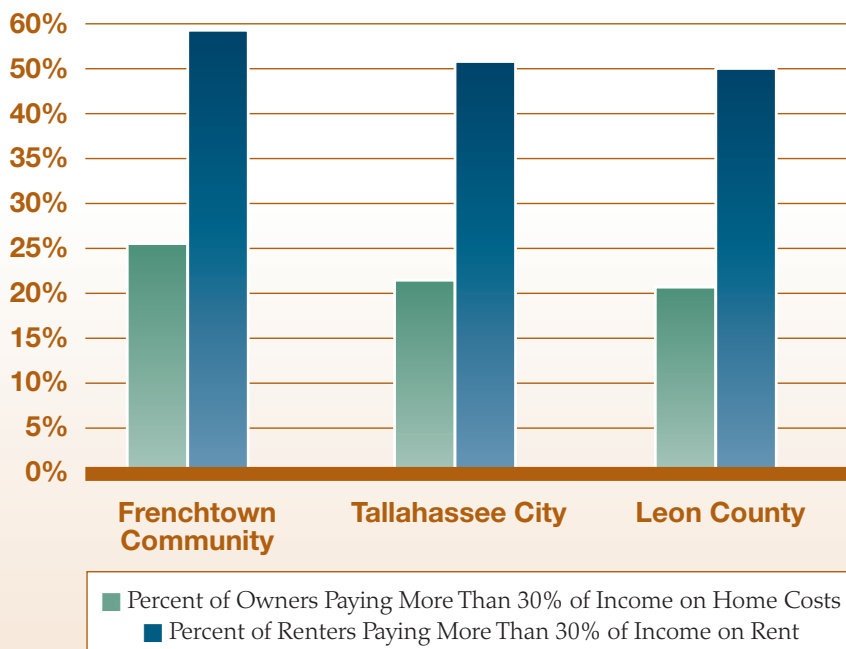
[ AVERAGE INCOME LEVELS ]



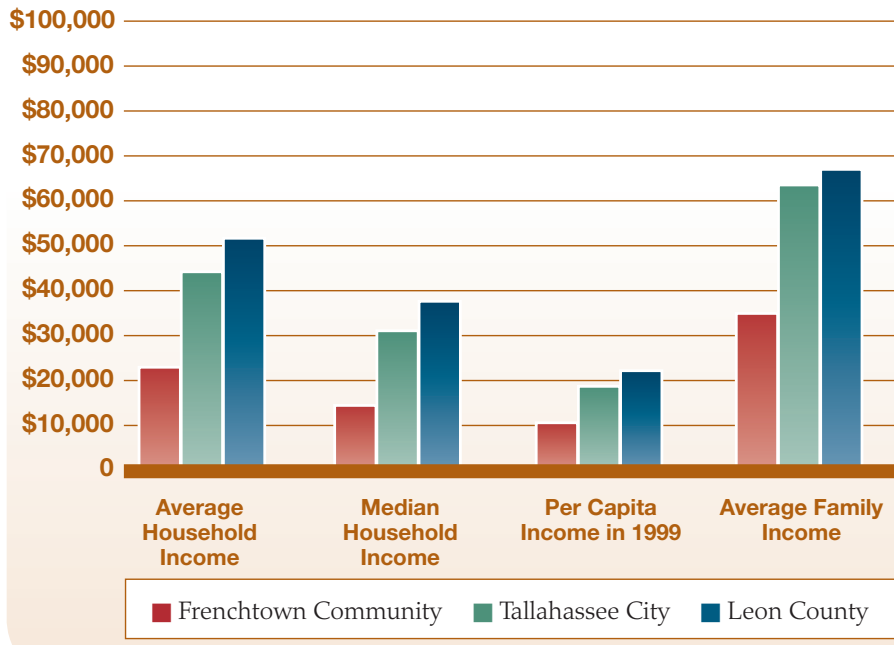
[ HOUSEHOLD INCOME RANGES ]



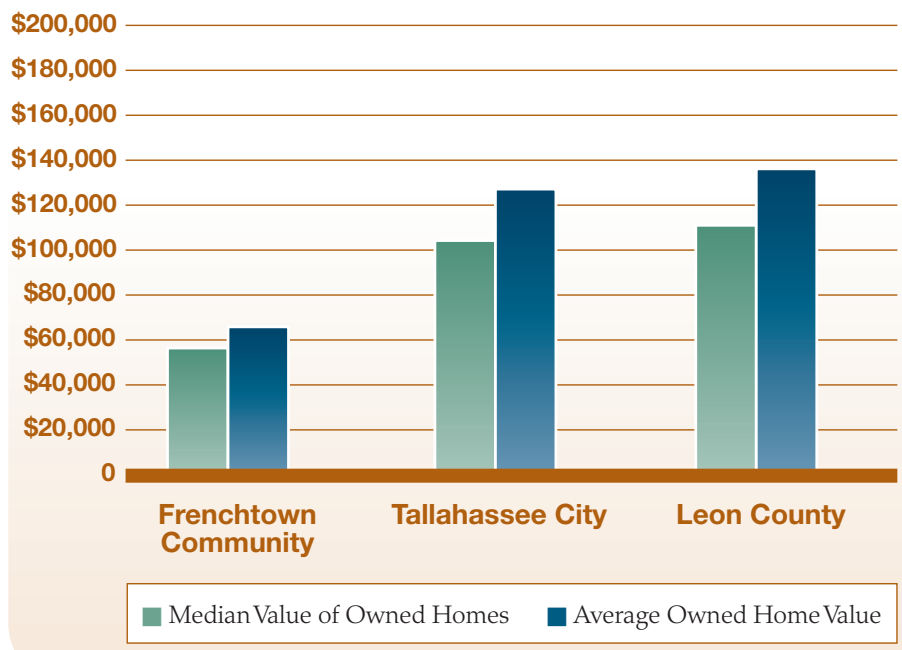
[ INCOME RATIO TO HOMEOWNER & RENTER COSTS ]



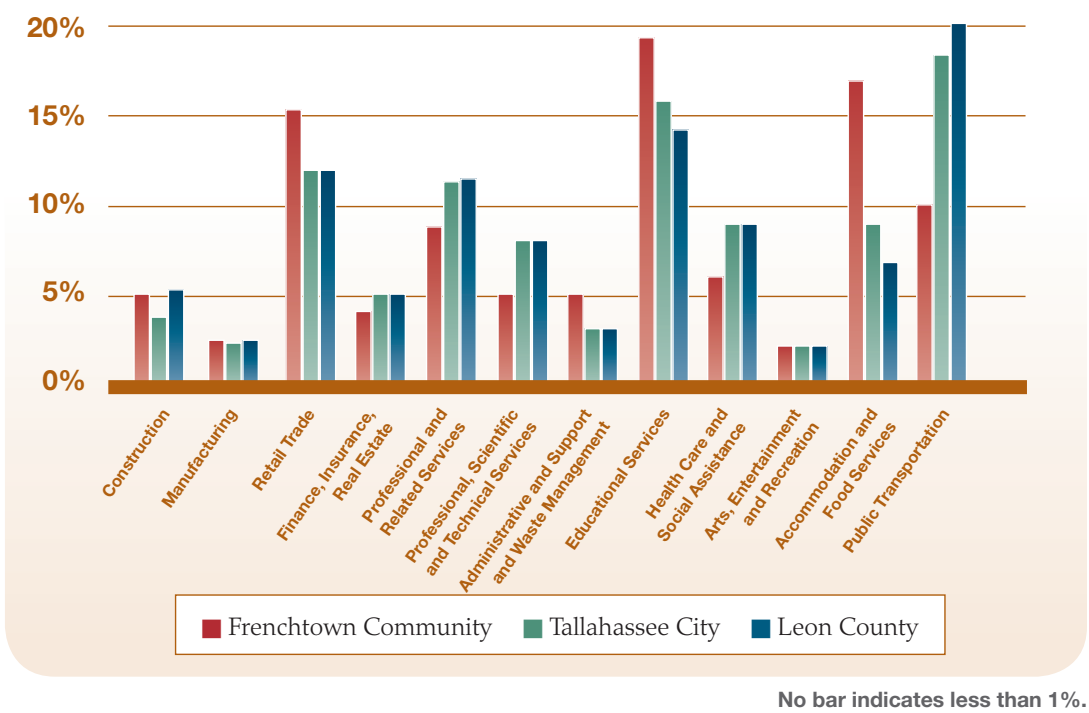
[ INCOME COMPARISONS ]



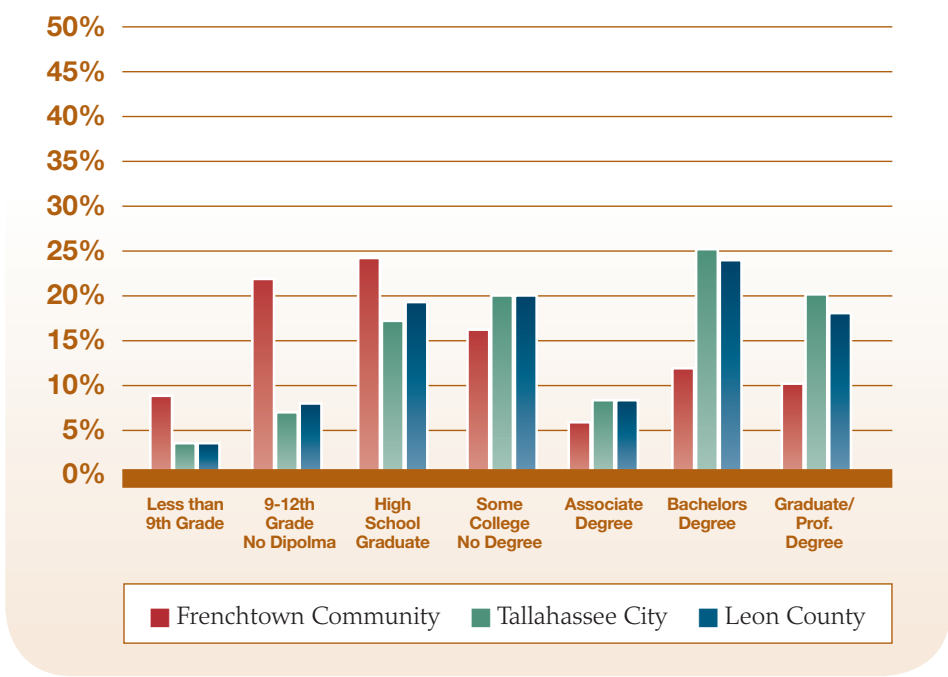
[ HOME VALUES ]



## [ INDUSTRY BREAKDOWN ]



## [ EDUCATIONAL ATTAINMENT ]





# FRONT PORCH FLORIDA COMMUNITIES FRENCHTOWN

PUBLISHED BY THE  
FLORIDA DEPARTMENT OF COMMUNITY AFFAIRS  
HOUSING AND COMMUNITY DEVELOPMENT DIVISION  
OFFICE OF URBAN OPPORTUNITY  
2555 SHUMARD OAK BOULEVARD  
TALLAHASSEE, FLORIDA 32399-0001  
TELEPHONE: (850) 487-9557  
FAX: (850) 487-9544  
EMAIL: [FRONTPORCH@DCA.STATE.FL.US](mailto:FRONTPORCH@DCA.STATE.FL.US)  
WEB: [WWW.DCA.STATE.FL.US](http://WWW.DCA.STATE.FL.US)

Prepared by



2007