

FRONT PORCH FLORIDA

Offering more than you know



DUVAL HEIGHTS



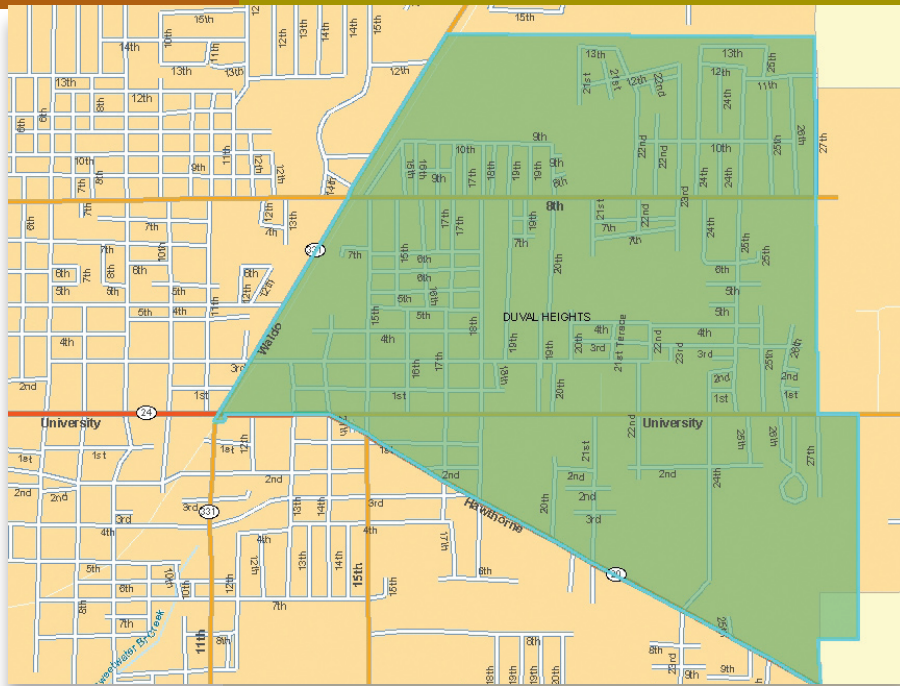


TABLE OF CONTENTS

- 3-4 Community Summary
Overview of Persons, Households, Population, Labor, Income, Poverty, Educational Attainment and Industry
- 5-9 Socioeconomic Profile
Community, City & County Comparisons
- 10-17 Front Porch Community Statistics
Features Dataset Graphs

SOURCES

Geographic Boundary Map-Florida Department of Community Affairs-Division of Emergency Management
Arc-GIS® 9 by ArcView®- Environmental Systems Research Institute (ESRI) Data, Maps & StreetMap
PCensus Database for ArcView®, version 8.50 (U.S.)
 2000 Census Florida Summary File 1 & 3, U.S. Census Bureau

HISTORY OF THE FRONT PORCH INITIATIVE

The Front Porch Florida Initiative (FPF) was established in 1999 to promote community revitalization by empowering local community members through technical assistance, training and by developing skills necessary to identify and acquire resources for revitalization purposes.¹ The Office of Urban Opportunity (OUO) was formed to simplify administration; to create strategic alliances and networks of community collaboration; to develop and forge better relationships between Front Porch communities and other public and private sector entities.

Since inception, twenty Front Porch community designations have been established across the State of Florida. The communities are located in Bartow, Bradenton, Daytona Beach, Ft.Lauderdale, Gainesville, Gifford (Indian River County), Immokalee, Jacksonville, Miami, Ocala, Opa-Locka, Orlando, Pensacola, Sanford, Sarasota, St. Petersburg, Sylvania Heights (Okaloosa County), Tallahassee, Tampa, and West Palm Beach. These communities comprise some of the state’s most economically distressed urban and rural areas consisting of mostly African American residents. Front Porch Florida takes up this challenge to revitalize underserved communities that are dedicated to positive cooperation and communication to make their community a better place to live, work, and raise a family.

PERSONS

Duval Heights is an overwhelmingly **Black** neighborhood (**92%**), followed by **Whites (3%)** and **Hispanics (1%)**. The city of Gainesville however, is predominately **White (68%)**, **Black (23%)** and **Hispanic (6%)**; Alachua County is made up of **Whites (74%)**, **Blacks (19%)** and **Hispanics (6%)**. Additionally, the **average age** for the Duval Heights community is marginally younger (**32 years**) than the city and county (both **33 years**). Finally, the **unemployment rate** for Duval Heights is the same as Gainesville (**9%**) but higher than the county level (**7%**).

HOUSEHOLDS

Both **average household (\$26,450)** and **family income (\$27,123)** are considerably less than the city of Gainesville (**\$41,385** and **\$55,539** respectively); this disparity is even greater at the county level (**\$44,790** and **\$58,947** respectively). Duval Heights household owners **receive public assistance (14.4%)** at a substantially higher rate than the city (**2.8%**) and county (**2.7%**).

The community has a slightly lower (**89%**) level than does the city (**93%**) and county (**92%**) of **occupied housing units** and conversely, has a lower **vacancy rate (11%)** compared to the city's (**7%**) and county's (**8%**). Of the Duval Heights occupied units, **39%** are **rented** and **51% owned**; the same ratio for the city is **49% rented** and **44% owned**; the county, **41% rented** and **51% owned**. Furthermore, the **median owned home value** for the community is significantly lower at **\$46,955** when compared to city and county levels of **\$86,334** and **\$97,269** respectively.

A higher percentage (**34%**) of Duval Heights homeowners are **paying more than 30% of income on home costs**; the same figure for the city is **19%**, and **20%** for the county. There is a lower percentage of those who are **paying more than 30% of their income on rent** in Duval Heights (**37%**) when compared to Gainesville (**51%**) and Alachua County (**50%**).

POPULATION

The age breakdown comparison of Duval Heights, Gainesville and Alachua County offers no distinct trend. Overall, the community does reflect the larger population age make-up as illustrated by similar percentages in nearly every age range category. Two age ranges do differ significantly from community to city. The **20 to 24 years** and **25 to 34 years** age groups for Duval Heights constitute **15%** of the population; the same figure for the city is **35%**, and **31%** for the county.

LABOR

Duval Heights community members use vehicles as a mode of **transportation to work** substantially more (**91%**) than the city's population (**82%**), but closer in value to the county (**87%**). Of those in the community who do use a vehicle, **21% carpoled** compared to **12%** in the city and **13%** in the county. **Public transportation** is used by **2%** of the Duval Heights population, **3%** of the Gainesville population and **2%** of the Alachua County population. Finally, **28%** of the community has **no access to a vehicle**; the same figure for the city is **8%**, and **6%** for the county.

INCOME

The Duval Heights population has a considerably higher percentage (**77%**) of households **earning less than \$35,000**, when compared to the city (**58%**) and county (**54%**). Conversely, the community's "middle class" (**\$35,000 – \$74,999**) is substantially less (**19%**) than that of city (**27%**) and county (**29%**). The community's **median household income** is a considerably less than (**\$19,939**) the city's (**\$28,370**) and county's (**\$31,658**).

Duval Heights' **White median household income (\$29,969)** is slightly less than city (**\$32,688**) and county (**\$35,640**) levels. Community **Black (\$19,308)** household income comparisons reveal smaller gaps between city (**\$20,984**) and county (**\$22,042**) **Blacks households**. **Hispanic** households in the community (**\$7,320**) earn substantially less than city (**\$18,743**) and county (**\$21,734**) Hispanic households.

Per capita income for the Duval Height's **White** population (**\$10,243**) is considerably lower than both the city (**\$19,776**) and county (**\$20,973**) White population. The **Black** community population (**\$9,150**) earns slightly less than the city's (**\$9,926**) and county's (**\$10,525**) population. Finally, **Hispanics** in the community (**\$9,771**) earn a marginally *higher* per capita income than the city population (**\$9,704**), but a noticeably lower income than county Hispanics (**\$11,467**).

POVERTY

The Duval Heights community has a substantially higher **percent of population below the poverty level (43%)** than the city (**27%**) and county (**23%**). There is a significantly higher percentage of community **Whites (33%)** below the poverty

level when compared to the city (**23%**) and county (**19%**). The same trend holds true for community **Blacks (42%)** when compared to the city (**34%**) and county (**32%**). **Hispanics** in the community, however, have a *lower (30%)* poverty level than both the city (**38%**) and county (**33%**). Finally, community **families with children under 18 below the poverty line** are higher (**5%**) than the city's and county's level (both **2%**).

EDUCATIONAL ATTAINMENT

In general, residents of Duval Heights are not attaining the same higher levels of education as in the city and county. Duval Heights has a significantly higher percentage of every category including, and under **Some college, no degree**, making up **89%** of the population (compared to **47%** for the city and **51%** for the county). Conversely, the city of Gainesville and Alachua County have a much higher percentage of the population including, and above the level **Associate degree (52%** and **49%** respectively); Duval Heights' figure for these categories is **11%**. Finally, the community does have a *higher* percentage of high school graduates (30%) than does the city (**17%**) and county (**20%**).

INDUSTRY

A breakdown of **industry employment** reveals Duval Heights is generally in sync with the city's and county's industry make-up. Duval Heights employs a greater number of **Construction, Transportation and Warehousing** and **Health Care and Social Assistance** employees. The community does lack significantly in **Educational**

Persons	Duval Heights		Gainesville City		Alachua County	
		%		%		%
Total Population	3,097	% base	95,605	% base	217,955	% base
Male	1,405	45%	46,507	49%	105,912	49%
Female	1,692	55%	49,098	51%	112,043	51%
Race and Ethnicity						
White	104	3%	65,061	68%	160,268	74%
Black or African American	2,850	92%	22,049	23%	40,994	19%
Hispanic or Latino (any race)	33	1%	5,962	6%	12,333	6%
Average Age	32.7		33.1		33.9	
Population 16 yrs and over By Employment Status	2,110	% base	80,637	% base	179,084	% base
Employed	884	42%	44,249	55%	105,293	59%
Unemployed	92	4%	4,766	6%	7,902	4%
Civilian participation rate	46.90%		60.80%		63.30%	
Unemployment rate	9.50%		9.70%		7.00%	

Households	Duval Heights		Gainesville City		Alachua County	
		%		%		%
Average Income						
Household	\$26,450		\$41,385		\$44,790	
Family	\$27,123		\$55,539		\$58,947	
Total Households	1,099		37,361		87,536	
With public assistance income	159	14.40%	1,049	2.80%	2,356	2.70%
Total Housing Units	1,223	% base	40,111	% base	95,113	% base
Vacant	129	11%	2,833	7%	7,604	8%
Occupied	1,094	89%	37,278	93%	87,509	92%
Owner occupied	620	51%	17,791	44%	48,084	51%
Renter occupied	474	39%	19,487	49%	39,425	41%
Owner occupied units	620	% base	17,791	% base	48,084	% base
Average owned home value	\$57,932		\$102,789		\$121,013	

Median value of owned homes	\$46,955		\$86,334		\$97,269	
Percentage of owners paying more than 30% of income on home costs	34.70%		19.60%		20.40%	
Renter occupied units	474		19,487		39,425	
Average monthly gross rent	\$285		\$588		\$602	
Percentage of renters paying more than 30% of income on rent	37.20%		51.30%		50.40%	

Population	Duval Heights		Gainesville City		Alachua County	
		%		%		%
Population by Age	3,097	% base	95,605	% base	217,955	% base
Under 5 years	288	9%	4,352	5%	11,095	5%
5 to 9 years	353	11%	4,676	5%	12,532	6%
10 to 14 years	272	9%	4,920	5%	12,569	6%
15 to 19 years	320	10%	12,150	13%	22,010	10%
20 to 24 years	229	7%	18,933	20%	36,225	17%
25 to 34 years	244	8%	14,450	15%	31,517	14%
35 to 44 years	412	13%	11,324	12%	29,046	13%
45 to 54 years	342	11%	9,912	10%	26,849	12%
55 to 59 years	138	4%	2,974	3%	8,628	4%
60 to 64 years	128	4%	2,538	3%	6,734	3%
65 to 74 years	223	7%	4,645	5%	10,872	5%
75 to 84 years	104	3%	3,411	4%	7,225	3%
85 years and over	43	1%	1,320	1%	2,653	1%

Labor	Duval Heights		Gainesville City		Alachua County	
		%		%		%
Workers 16 years or older by Transportation to Work	908	% base	43,060	% base	102,713	% base
Car, truck, or van	828	91%	35,315	82%	89,842	87%
Drove alone	636	70%	30,059	70%	76,760	75%
Carpooled	192	21%	5,256	12%	13,082	13%
Public transportation	20	2%	1,386	3%	2,511	2%
Bicycle, walked, other means	56	6%	4,886	11%	6,730	7%
Households with no Access to a Vehicle	250	28%	3,470	8%	6,367	6%

Average travel time to work	24.1		18		21.1	
------------------------------------	------	--	----	--	------	--

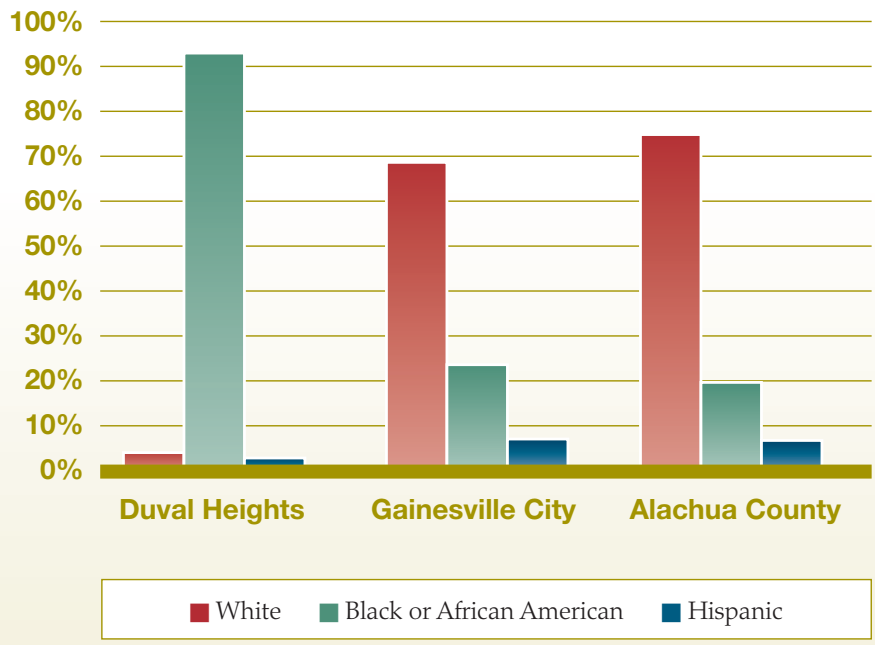
Income	Duval Heights		Gainesville City		Alachua County	
		%		%		%
Households by 1999 Income Level	1,099	% base	37,361	% base	87,536	% base
Less than \$20,000	551	50%	13,942	37%	29,164	33%
\$20,000 to \$34,999	296	27%	7,901	21%	18,124	21%
\$35,000 to \$49,999	145	13%	4,918	13%	12,620	14%
\$50,000 to \$74,999	65	6%	5,163	14%	13,411	15%
\$75,000 to \$99,999	25	2%	2,575	7%	6,581	8%
\$100,000 to \$149,999	7	1%	1,861	5%	4,888	6%
\$150,000 or more	10	1%	1,001	3%	2,748	3%
Average household income	\$26,450		\$41,385		\$44,790	
Median household income	\$19,939		\$28,370		\$31,658	
Median Household Income by Race of Householder						
White	\$29,969		\$32,688		\$35,640	
Black or African American	\$19,308		\$20,984		\$22,042	
Hispanic or Latino (any race)	\$7,320		\$18,743		\$21,734	
Per Capita Income by Race						
White	\$10,243		\$19,776		\$20,973	
Black or African American	\$9,150		\$9,926		\$10,525	
Hispanic or Latino (any race)	\$9,771		\$9,704		\$11,467	
Average family income	\$27,123		\$55,539		\$58,947	

Poverty	Duval Heights		Gainesville City		Alachua County	
		%		%		%
Percent of group below the poverty level						
Total persons	43%		27%		23%	
By Age						
Under 5 years	13%		5%		5%	
5 years	4%		1%		1%	
6 to 11 years	19%		7%		7%	
12 to 17 years	13%		5%		5%	
18 to 64 years	43%		78%		78%	
65 to 74 years	4%		2%		2%	
75 years and over	4%		2%		2%	
By Race						
White	33%		23%		19%	
Black or African American	42%		34%		32%	
Hispanic or Latino (any race)	30%		38%		33%	
Total Families	784	% base	18,526	% base	48,100	% base
Below the poverty level:						
With related children under 18 years	42	5%	404	2%	951	2%

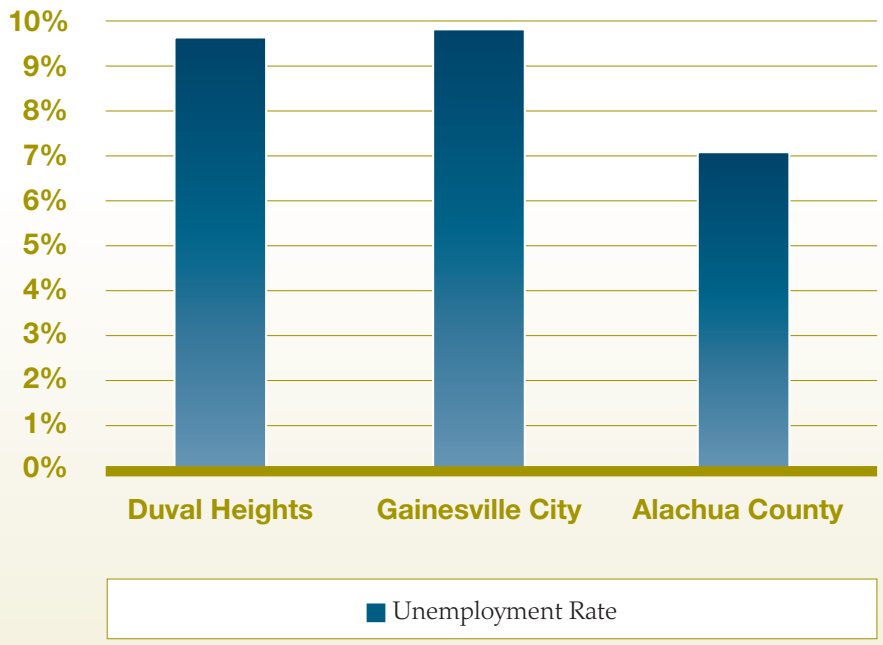
Educational Attainment	Duval Heights		Gainesville City		Alachua County	
		%		%		%
Population 25 years or older	1,634	% base	50,574	% base	123,524	% base
Less than 9th grade	273	17%	2,160	4%	4,592	4%
9th to 12th grade/no diploma	367	22%	4,023	8%	10,166	8%
High school graduate	493	30%	8,780	17%	25,033	20%
Some college, no degree	322	20%	9,201	18%	24,052	19%
Associate degree	86	5%	4,757	9%	11,878	10%
Bachelor's degree	34	2%	10,407	21%	24,362	20%
Graduate/professional degree	58	4%	11,246	22%	23,441	19%

Industry	Duval Heights		Gainesville City		Alachua County	
		%		%		%
Employed Population 16 years or older by Industry	884	% base	44,249	% base	105,293	% base
Agriculture, forestry, fishing and hunting	6	1%	201	0%	1,111	1%
Mining	0	0%	0	0%	59	0%
Construction	68	8%	1,616	4%	5,234	5%
Manufacturing	41	5%	1,439	3%	4,325	4%
Wholesale trade	20	2%	618	1%	1,781	2%
Retail trade	82	9%	4,651	11%	11,576	11%
Transportation and warehousing	44	5%	721	2%	2,008	2%
Utilities	7	1%	361	1%	954	1%
Information	26	3%	1,534	3%	3,061	3%
Finance, insurance, real estate and rental and leasing	27	3%	2,222	5%	5,951	6%
Professional and related services	79	9%	3,795	9%	8,666	8%
Educational services	78	9%	10,626	24%	22,322	21%
Health care and social assistance	208	24%	6,668	15%	16,884	16%
Arts, entertainment, and recreation	0	0%	915	2%	1,838	2%
Accommodation and food services	83	9%	4,398	10%	8,715	8%
Other services	45	5%	2,198	5%	4,993	5%
Public administration	70	8%	2,286	5%	5,815	6%
Top 3 Employers by Industry	Health care and social assistance Accommodation and food services Retail trade		Educational services Health care and social assistance Retail trade		Educational services Health care and social assistance Retail trade	

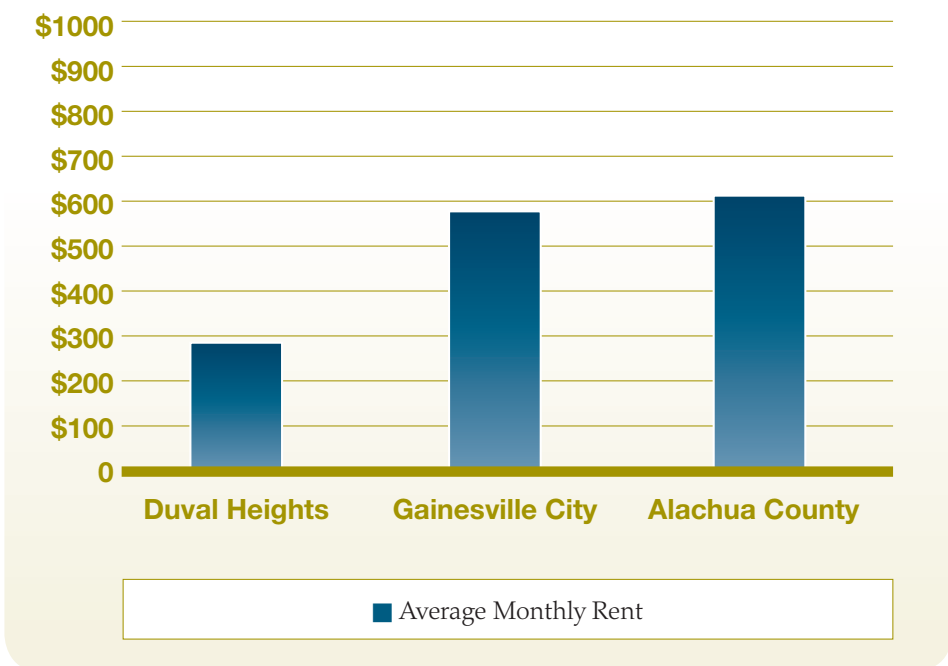
[RACIAL & ETHNIC BREAKDOWN]



[UNEMPLOYMENT RATE]

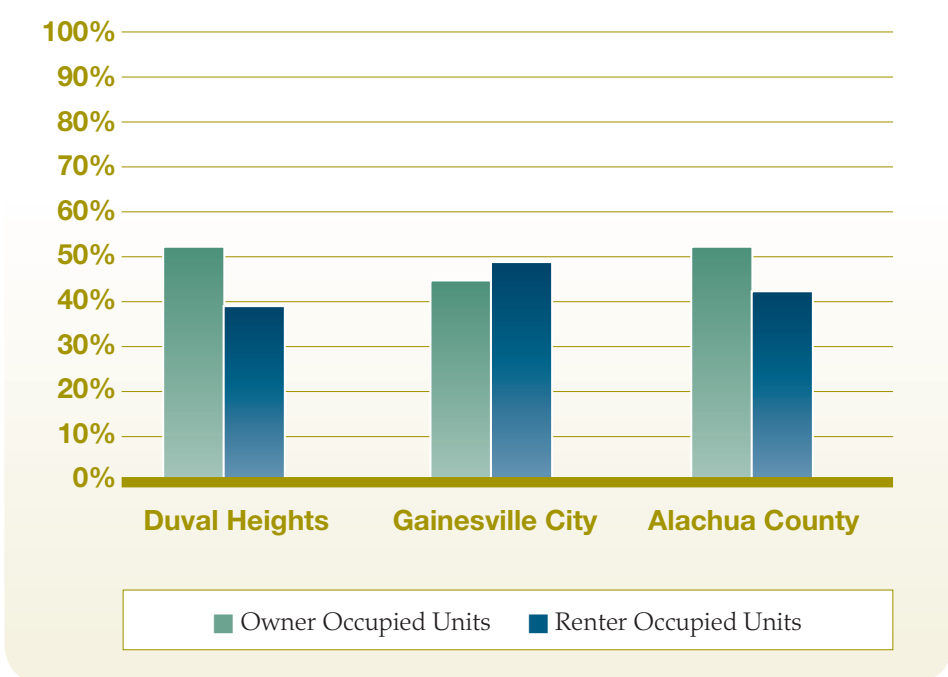


[AVERAGE MONTHLY RENT]

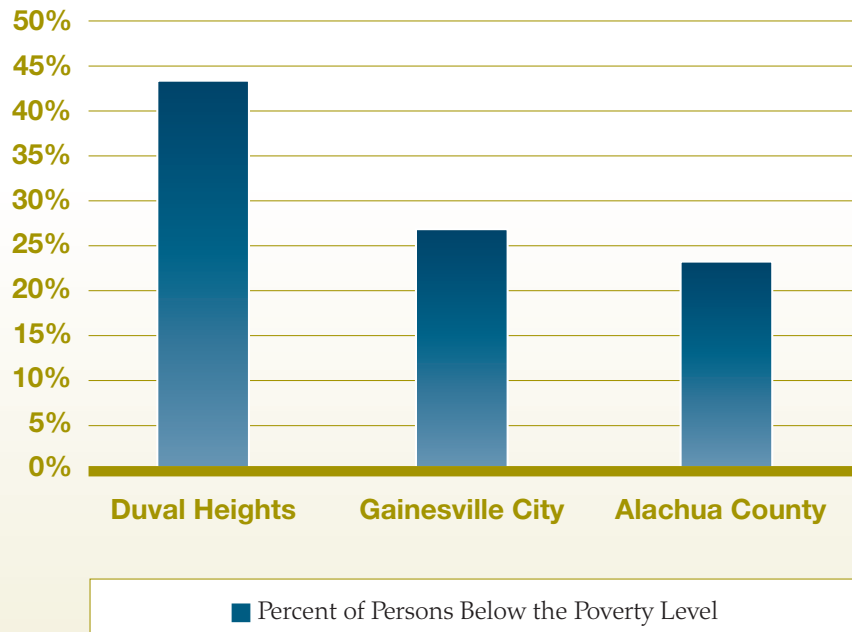


.....

[OWNER & RENTER OCCUPIED UNITS]

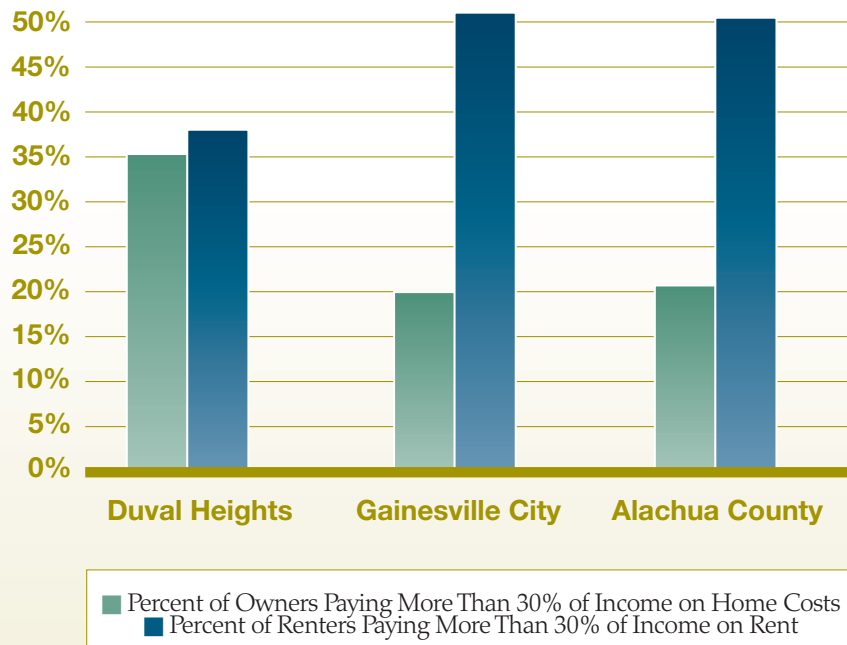


[POVERTY LEVEL]

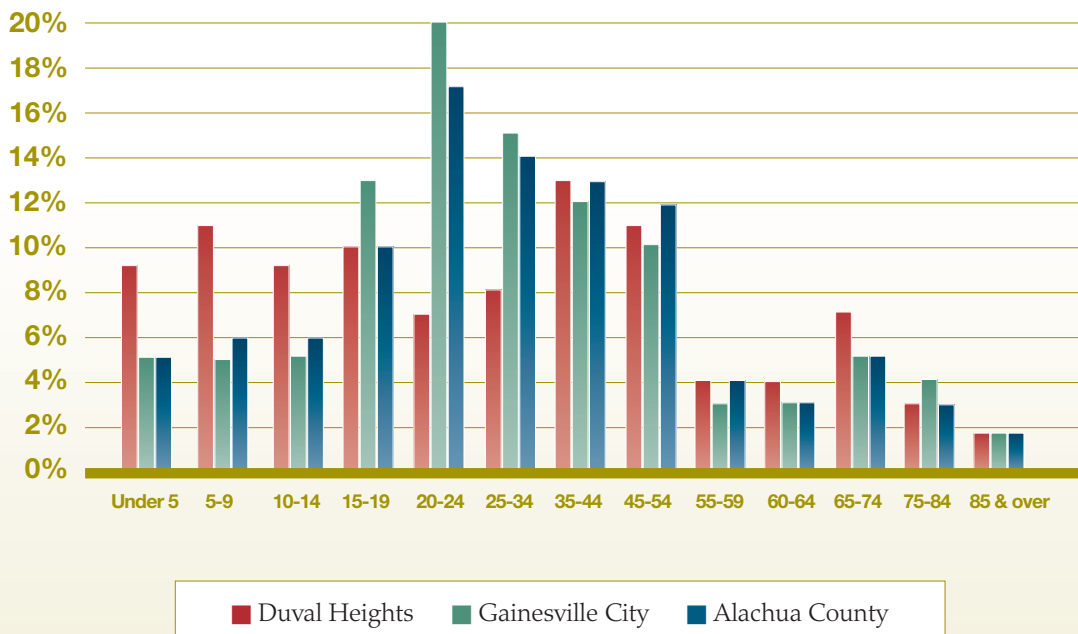


.....

[INCOME RATIO TO HOMEOWNER & RENTER COSTS]

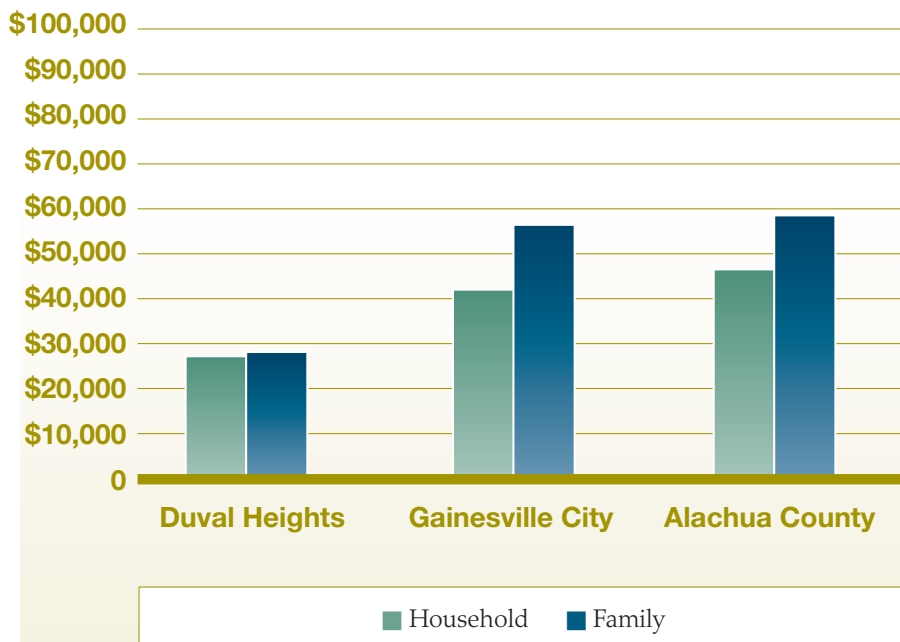


[POPULATION BREAKDOWN BY AGE]

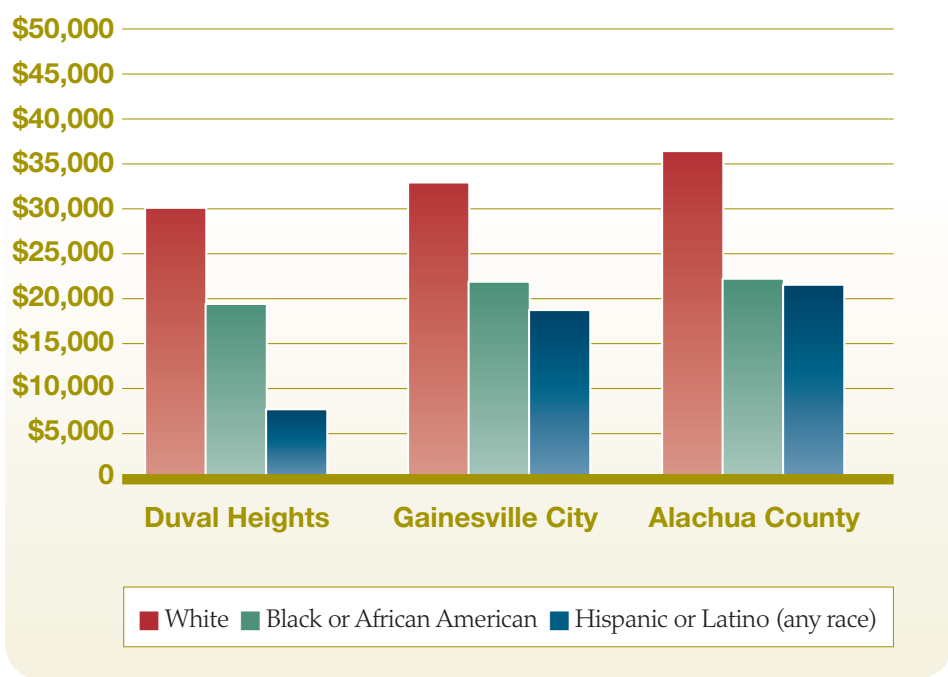


.....

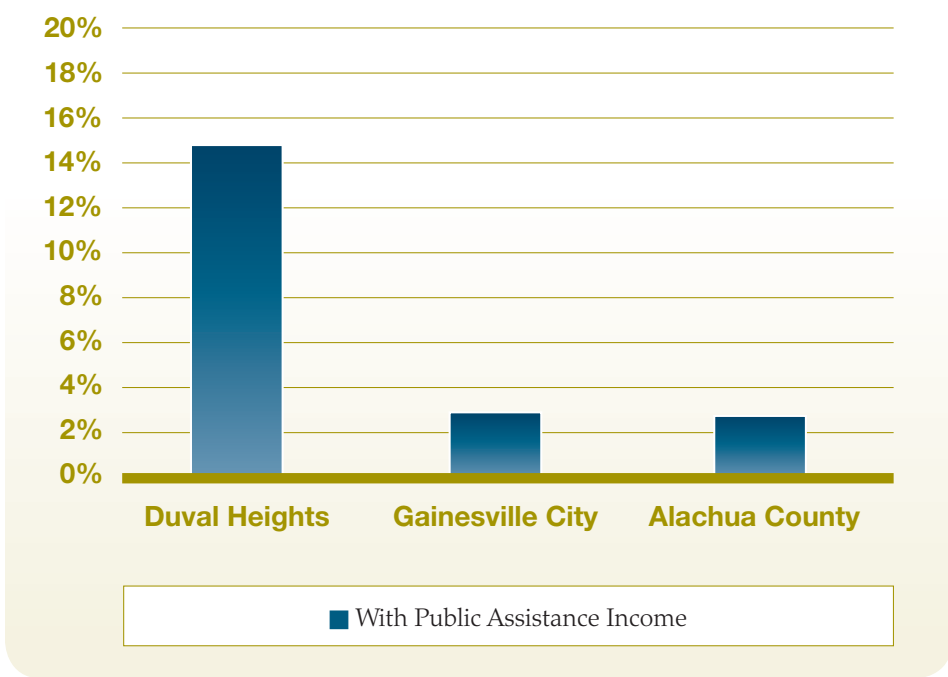
[AVERAGE INCOME LEVELS]



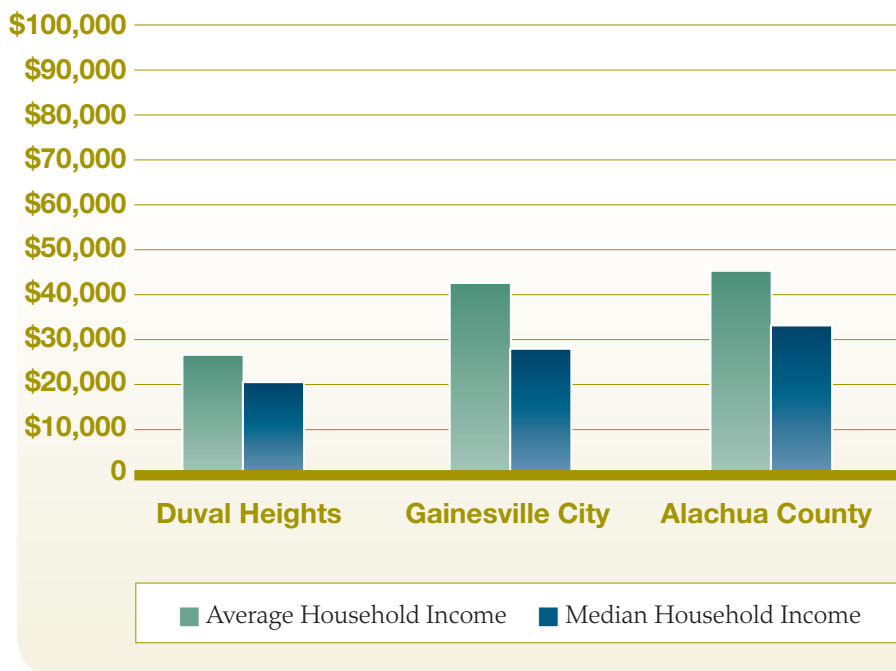
[MEDIAN INCOME BY RACE]



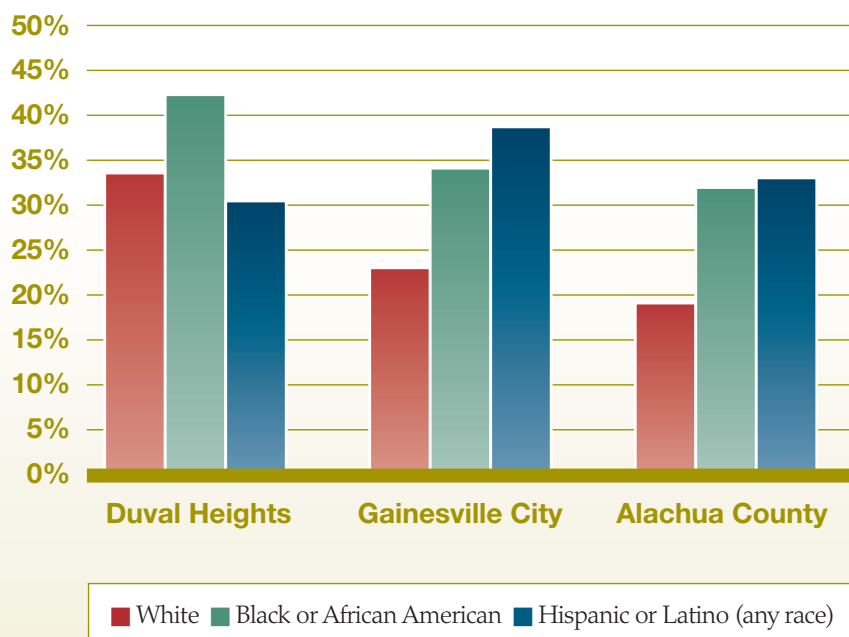
[HOUSEHOLDS WITH PUBLIC ASSISTANCE]



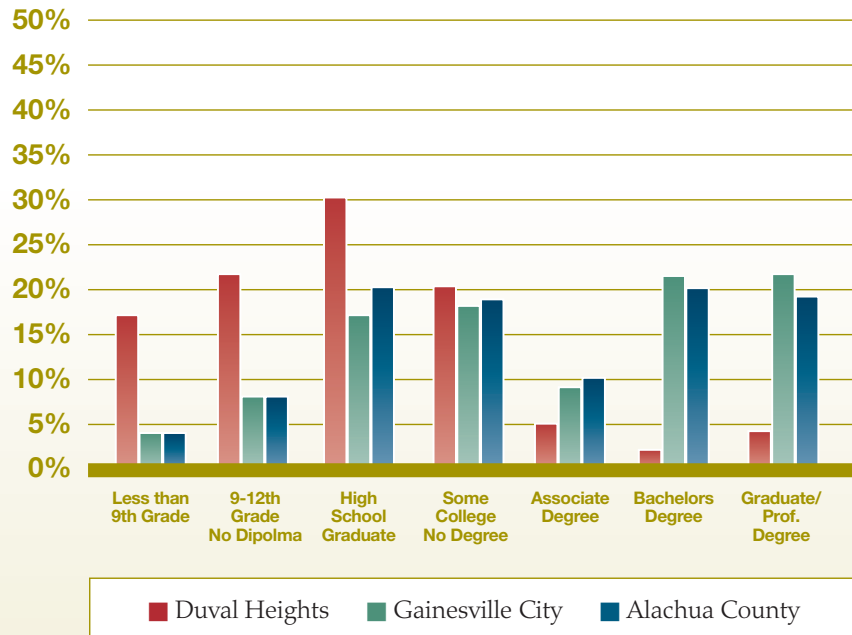
[HOUSEHOLD INCOME LEVELS]



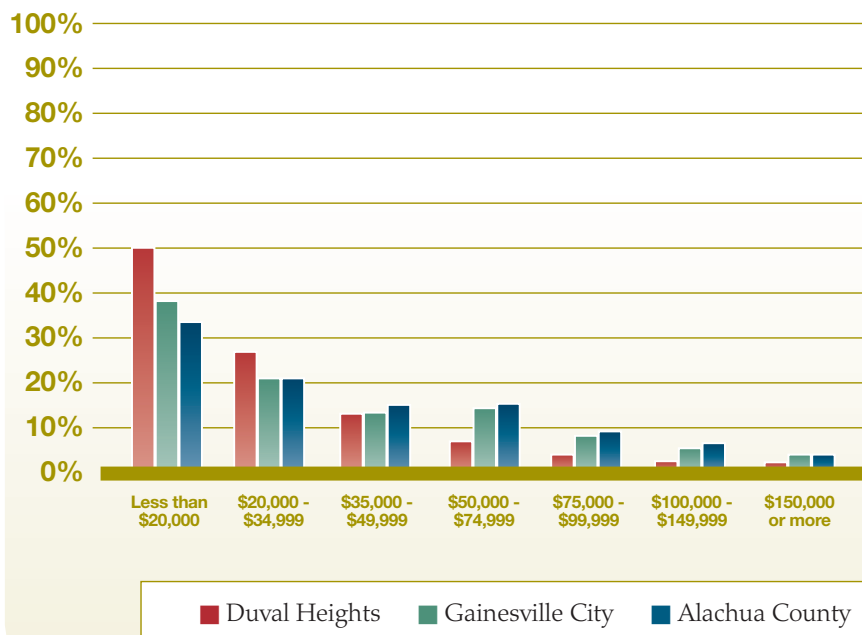
[POPULATION BELOW POVERTY BY RACE]



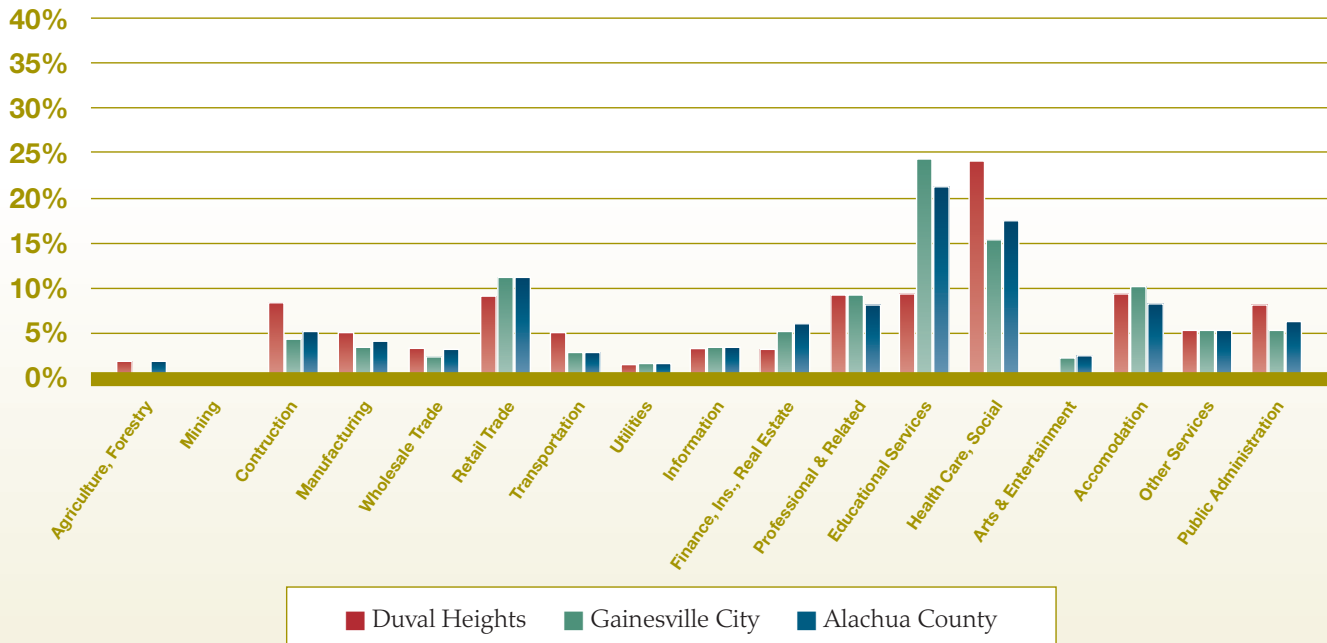
[EDUCATIONAL ATTAINMENT]



[HOUSEHOLD INCOME RANGES]



[INDUSTRY BREAKDOWN]



No bar indicates less than 1%.



FRONT PORCH FLORIDA COMMUNITIES DUVAL HEIGHTS

PUBLISHED BY THE
FLORIDA DEPARTMENT OF COMMUNITY AFFAIRS
HOUSING AND COMMUNITY DEVELOPMENT DIVISION
OFFICE OF URBAN OPPORTUNITY
2555 SHUMARD OAK BOULEVARD
TALLAHASSEE, FLORIDA 32399-0001
TELEPHONE: (850) 487-9557
FAX: (850) 487-9544
EMAIL: FRONTPORCH@DCA.STATE.FL.US
WEB: WWW.DCA.STATE.FL.US

Prepared by



2007