


FRONT PORCH FLORIDA

Offering more than you know



DORSEY-RIVERBEND



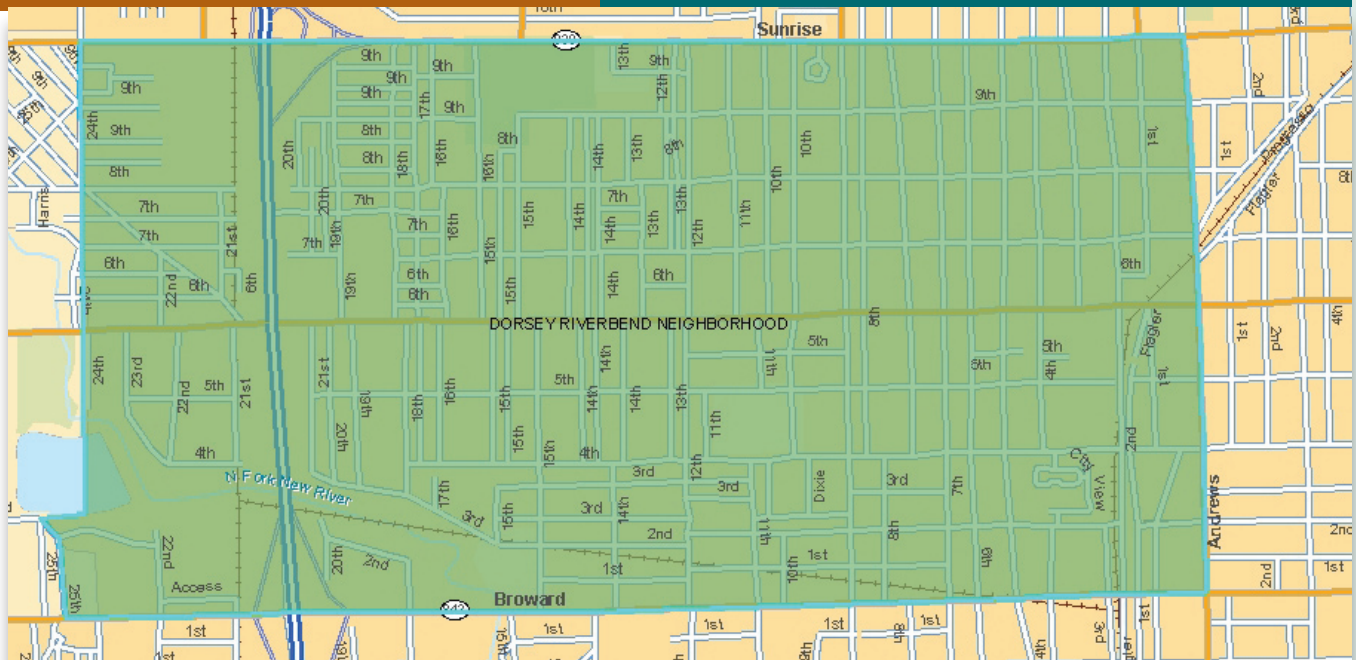


TABLE OF CONTENTS

- 3-4 Community Summary
Overview of Persons, Households, Population, Labor, Income, Poverty, Educational Attainment and Industry
- 5-9 Socioeconomic Profile
Community, City & County Comparisons
- 10-18 Front Porch Community Statistics
Features Dataset Graphs

SOURCES

Geographic Boundary Map-Florida Department of Community Affairs-Division of Emergency Management
Arc-GIS® 9 by ArcView®- Environmental Systems Research Institute (ESRI) Data, Maps & StreetMap
PCensus Database for ArcView®, version 8.50 (U.S.)
 2000 Census Florida Summary File 1 & 3, U.S. Census Bureau

HISTORY OF THE FRONT PORCH INITIATIVE

The Front Porch Florida Initiative (FPF) was established in 1999 to promote community revitalization by empowering local community members through technical assistance, training and by developing skills necessary to identify and acquire resources for revitalization purposes.¹ The Office of Urban Opportunity (OUO) was formed to simplify administration; to create strategic alliances and networks of community collaboration; to develop and forge better relationships between Front Porch communities and other public and private sector entities.

Since inception, twenty Front Porch community designations have been established across the State of Florida. The communities are located in Bartow, Bradenton, Daytona Beach, Ft.Lauderdale, Gainesville, Gifford (Indian River County), Immokalee, Jacksonville, Miami, Ocala, Opa-Locka, Orlando, Pensacola, Sanford, Sarasota, St. Petersburg, Sylvania Heights (Okaloosa County), Tallahassee, Tampa, and West Palm Beach. These communities comprise some of the state’s most economically distressed urban and rural areas consisting of mostly African American residents. Front Porch Florida takes up this challenge to revitalize underserved communities that are dedicated to positive cooperation and communication to make their community a better place to live, work, and raise a family.

PERSONS

Dorsey-Riverbend is an overwhelmingly **Black** neighborhood (**91%**), followed by **Whites** (**4%**) and **Hispanics** (**3%**). The city of Fort Lauderdale however, is predominately **White** (**65%**), **Black** (**28%**) and **Hispanic** (**9%**); Broward County is made up of **Whites** (**71%**), **Blacks** (**20%**) and **Hispanics** (**17%**). Additionally, the **average age** for the Dorsey-Riverbend community is significantly younger (**30 years**) than the city (**40 years**) and county (**38 years**). Finally, the **unemployment rate** for Dorsey-Riverbend is significantly higher at **14.6%** when compared to city and county levels of **6.3%** and **5.3%** respectively.

HOUSEHOLDS

Both **average household** (**\$24,692**) and **family income** (**\$25,708**) are considerably less than the city of Fort Lauderdale (**\$60,414** and **\$74,194** respectively); this disparity is less drastic, when compared to the county (**\$56,805** and **\$66,119** respectively). Dorsey-Riverbend household owners **receive public assistance** (**10.10%**) at a much higher rate than the city (**2.5%**) and county (**2.10%**).

The community has a slightly higher (**89%**) level than does the city (**85%**) and county (**88%**) of **occupied housing units** and conversely, has a lower **vacancy rate** (**11%**) when compared to the city (**15%**) and county (**12%**). Of the Dorsey-Riverbend occupied units, **17%** are **owned** and **72% rented**; the same ratio for the city is **47% owned** and **38% rented**; the county, **27% rented** and **61% owned**. Furthermore, the **median owned home value** for the community is significantly lower at **\$66,686** when compared to city and county levels of **\$150,128** and **\$128,641** respectively.

A higher percentage (**35%**) of Dorsey-Riverbend homeowners are **paying more than 30% of income on home costs**; the same figure for the city is **32%**, and **31%** for the county. There is a higher percentage of those **paying more than 30% of their income on rent** in Dorsey-Riverbend (**48%**) in comparison to Fort Lauderdale (**42%**) and Broward County (**43%**).

POPULATION

The Dorsey-Riverbend population is generally much younger than both the city and county population. The community has a significantly greater percentage of the population in every age category under **24 years of age** when compared to the city and county. Conversely, the city and county have higher percentages of the population in every category older than **25 years of age**.

LABOR

Dorsey-Riverbend community members use vehicles as mode of **transportation to work** substantially less (**72%**) than the city's (**86%**) and county's (**92%**) population. Of those in the community who do use a vehicle, **20% carpooled** compared to **11%** in the city and **12%** in the county. **Public transportation** is used by **21%** of the Dorsey-Riverbend population, **5%** of the Fort Lauderdale population and **2%** of the Broward County population. Finally, **41%** of the community has **no access to a vehicle**; the same figure for the city is **12%**, and **8%** for the county.

INCOME

The Dorsey-Riverbend population has a considerably higher percentage (**77%**) of households **earning less than \$35,000**, when compared to the city (**46%**) and county (**42%**). Conversely, the community's "middle class" (**\$35,000 – \$74,999**) is substantially less (**18%**) than that of the city (**31%**) and county (**35%**). The community's **median household income** is significantly less than (**\$17,455**) the city's (**\$38,282**) and county's (**\$42,032**) income level.

Dorsey-Riverbend's **White median household income (\$40,107)** is slightly lower than the city's (**\$43,860**) and county's (**\$44,209**) White population. Community **Black (\$17,063)** household income comparisons reveal a slightly larger gap when compared to the city (**\$23,483**) and county (**\$34,422**). **Hispanic** households (**\$10,049**) in the community earn significantly less than in the city (**\$31,376**) and county (**\$42,531**).

Per capita income for Dorsey-Riverbend's **White** population (**\$15,877**) is considerably lower than the city's (**\$37,125**) and county's (**\$26,878**) White population. The **Black** community population (**\$8,112**) earns less than the city (**\$9,862**) and county (**\$13,776**) Black population. Finally, **Hispanics** in the community (**\$5,391**) earn drastically less than both city (**\$18,544**) and county (**\$17,854**) Hispanics.

POVERTY

The Dorsey-Riverbend community (**45%**) has a substantially higher **percent of population below the poverty level** than the city (**18%**) and county (**12%**). There is a significantly higher percentage of community **Whites (42%)** below the poverty level in comparison to the city (**10%**) and county (**8%**). Similarly, there is a higher percentage of community **Hispanics (52%)** below the poverty level

in comparison to the city (**18%**) and county (**13%**). Although less drastic of a gap, the same trend holds true for community **Blacks (45%)** when compared to city (**35%**) and county (**21%**) Blacks. Finally, community **families with children under 18 below the poverty line** are higher (**4%**) than the city's (**3%**) and county's (**2%**) level.

EDUCATIONAL ATTAINMENT

In general, residents of Dorsey-Riverbend are not attaining the same higher levels of education as in the city and county. Dorsey-Riverbend and Broward County have a significantly higher percentage of every category including, and under **High school graduate**, making up **81%** of the population (compared to **45%** for the city and **46%** for the county). Conversely, Fort Lauderdale and Broward County have much higher percentages of the population including, and above the level **Some college, no degree (53%** and **54%** respectively); Dorsey-Riverbend's figure for these categories is **18%**. Finally, the community does have a higher percentage (**30%**) of **High school graduates** than does the city (**24%**) and county (**28%**).

INDUSTRY

A breakdown of **industry employment** reveals Dorsey-Riverbend is generally in sync with the city's industry make-up. Dorsey-Riverbend employs a larger amount of **Accommodation and Food Service jobs**, as well as a slightly higher level of **Construction and Finance, Insurance, Real Estate and Rental/Leasing** activities.

Persons	Dorsey-Riverbend Community		Fort Lauderdale City		Broward County	
		%		%		%
Total Population	13,687	% base	152,125	% base	1,623,018	% base
Male	6,582	48%	79,656	52%	782,611	48%
Female	7,104	52%	72,469	48%	840,407	52%
Race and Ethnicity						
White	574	4%	98,768	65%	1,145,656	71%
Black or African American	12,437	91%	42,466	28%	329,749	20%
Hispanic or Latino (any race)	344	3%	13,894	9%	271,523	17%
Average Age	30.2		40		38.8	
Population 16 yrs and over By Employment Status	9,121	% base	126,162	% base	1,281,478	% base
Employed	4,278	47%	72,444	57%	758,939	59%
Unemployed	734	8%	4,887	4%	42,833	3%
Civilian participation rate	54.90%		61.30%		62.60%	
Unemployment rate	14.60%		6.30%		5.30%	

Households	Dorsey-Riverbend Community		Fort Lauderdale City		Broward County	
		%		%		%
Average Income						
Household	\$24,692		\$60,414		\$56,805	
Family	\$25,708		\$74,194		\$66,119	
Total Households	4,663		68,510		654,787	
With public assistance income	470	10.10%	1,704	2.50%	13,555	2.10%
Total Housing Units	5,247	% base	80,780	% base	741,043	% base
Vacant	593	11%	12,332	15%	86,598	12%
Occupied	4,653	89%	68,448	85%	654,445	88%
Owner occupied	890	17%	37,927	47%	454,625	61%
Renter occupied	3,763	72%	30,521	38%	199,820	27%
Owner occupied units	890	% base	37,927	% base	454,625	% base

Average owned home value	\$67,907		\$246,344		\$162,733	
Median value of owned homes	\$66,686		\$150,128		\$128,641	
Percentage of owners paying more than 30% of income on home costs	35.00%		32.70%		31.10%	
Renter occupied units	3,763		30,521		199,820	
Average monthly gross rent	\$469		\$687		\$798	
Percentage of renters paying more than 30% of income on rent	48.70%		42.40%		43.60%	

Population	Dorsey-Riverbend Community		Fort Lauderdale City		Broward County	
		%		%		%
Population by Age	13,687	% base	152,125	% base	1,623,018	% base
Under 5 years	1,441	11%	7,808	5%	102,176	6%
5 to 9 years	1,376	10%	8,438	6%	110,088	7%
10 to 14 years	1,454	11%	8,175	5%	109,640	7%
15 to 19 years	1,172	9%	8,093	5%	93,135	6%
20 to 24 years	1,075	8%	8,311	5%	81,477	5%
25 to 34 years	1,844	13%	22,764	15%	230,024	14%
35 to 44 years	1,876	14%	27,442	18%	285,428	18%
45 to 54 years	1,473	11%	22,875	15%	214,397	13%
55 to 59 years	440	3%	8,594	6%	75,914	5%
60 to 64 years	447	3%	6,247	4%	60,330	4%
65 to 74 years	565	4%	11,968	8%	116,617	7%
75 to 84 years	444	3%	8,323	5%	101,345	6%
85 years and over	81	1%	3,087	2%	42,447	3%

Labor	Dorsey-Riverbend Community		Fort Lauderdale City		Broward County	
		%		%		%
Workers 16 years or older by Transportation to Work	4,143	% base	70,732	% base	743,543	% base
Car, truck, or van	2,979	72%	61,151	86%	684,540	92%
Drove alone	2,159	52%	53,176	75%	595,165	80%
Carpooled	820	20%	7,975	11%	89,375	12%
Public transportation	868	21%	3,480	5%	17,048	2%
Bicycle, walked, other means	265	6%	3,345	5%	19,241	3%

Households with no Access to a Vehicle	1,688	41%	8,255	12%	61,191	8%
Average travel time to work	31		24		27.4	

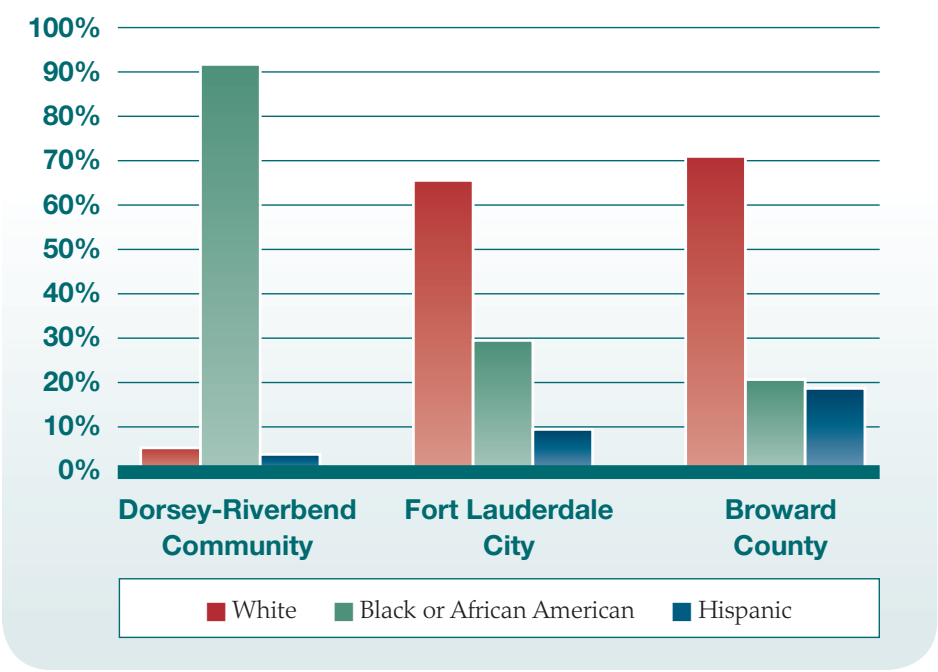
Income	Dorsey-Riverbend Community		Fort Lauderdale City		Broward County	
		%		%		%
Households by 1999 Income Level	4,663	% base	68,510	% base	654,787	% base
Less than \$20,000	2,587	55%	18,002	26%	144,369	22%
\$20,000 to \$34,999	1,042	22%	13,710	20%	129,343	20%
\$35,000 to \$49,999	501	11%	10,605	15%	107,102	16%
\$50,000 to \$74,999	324	7%	11,198	16%	123,987	19%
\$75,000 to \$99,999	148	3%	5,177	8%	66,201	10%
\$100,000 to \$149,999	44	1%	4,723	7%	52,085	8%
\$150,000 or more	17	0%	5,095	7%	31,700	5%
Average household income	\$24,692		\$60,414		\$56,805	
Median household income	\$17,455		\$38,282		\$42,032	
Median Household Income by Race of Householder						
White	\$40,107		\$43,860		\$44,209	
Black or African American	\$17,063		\$23,483		\$34,422	
Hispanic or Latino (any race)	\$10,049		\$31,376		\$42,531	
Per Capita Income by Race						
White	\$15,887		\$37,125		\$26,878	
Black or African American	\$8,112		\$9,862		\$13,776	
Hispanic or Latino (any race)	\$5,391		\$18,544		\$17,854	
Average family income	\$25,708		\$74,194		\$66,119	

Poverty	Dorsey-Riverbend Community		Fort Lauderdale City		Broward County	
		%		%		%
Percent of group below the poverty level						
Total persons	45%		18%		12%	
By Age						
Under 5 years	14%		9%		9%	
5 years	2%		1%		2%	
6 to 11 years	14%		12%		11%	
12 to 17 years	15%		10%		10%	
18 to 64 years	49%		58%		54%	
65 to 74 years	3%		5%		6%	
75 years and over	3%		5%		8%	
By Race						
White	42%		10%		8%	
Black or African American	45%		35%		21%	
Hispanic or Latino (any race)	52%		18%		13%	
Total Families	3,049	% base	33,244	% base	413,958	% base
Below the poverty level:						
With related children under 18 years	125	4%	857	3%	8,450	2%

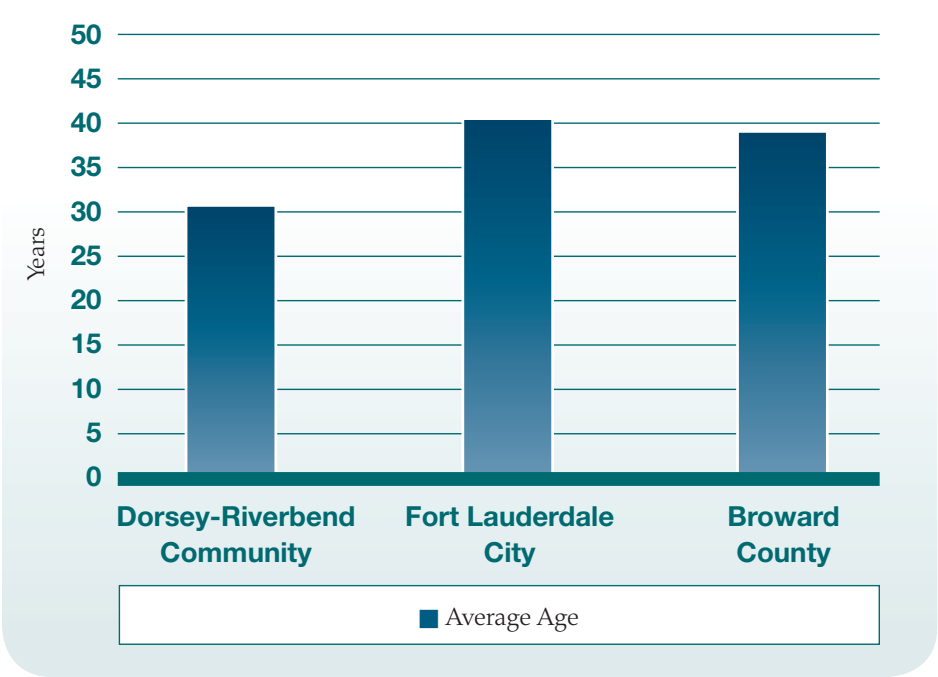
Educational Attainment	Dorsey-Riverbend Community		Fort Lauderdale City		Broward County	
		%		%		%
Population 25 years or older	7,169	% base	111,300	% base	1,126,502	% base
Less than 9th grade	1,214	17%	8,263	7%	61,183	5%
9th to 12th grade/no diploma	2,468	34%	15,116	14%	142,051	13%
High school graduate	2,128	30%	27,068	24%	319,416	28%
Some college, no degree	896	12%	22,804	20%	242,937	22%
Associate degree	195	3%	6,990	6%	84,388	7%
Bachelor's degree	178	2%	19,447	17%	178,523	16%
Graduate/professional degree	89	1%	11,612	10%	98,004	9%

Industry	Dorsey-Riverbend Community		Fort Lauderdale City		Broward County	
		%		%		%
Employed Population 16 years or older by Industry	4,278	% base	72,444	% base	758,939	% base
Agriculture, forestry, fishing and hunting	22	1%	223	0%	2,093	0%
Mining	7	0%	50	0%	280	0%
Construction	441	10%	4,936	7%	56,496	7%
Manufacturing	229	5%	4,399	6%	50,521	7%
Wholesale trade	165	4%	2,776	4%	34,578	5%
Retail trade	440	10%	9,047	12%	106,804	14%
Transportation and warehousing	192	4%	3,511	5%	38,874	5%
Utilities	13	0%	368	1%	4,017	1%
Information	118	3%	2,422	3%	27,924	4%
Finance, insurance, real estate and rental and leasing	343	8%	7,056	10%	69,046	9%
Professional and related services	458	11%	9,471	13%	88,604	12%
Educational services	305	7%	4,556	6%	50,832	7%
Health care and social assistance	382	9%	6,713	9%	84,040	11%
Arts, entertainment, and recreation	68	2%	1,588	2%	16,671	2%
Accommodation and food services	582	14%	8,511	12%	52,864	7%
Other services	328	8%	4,444	6%	41,307	5%
Public administration	186	4%	2,373	3%	33,988	4%
Top 3 Employers by Industry	Accommodation and food services Professional and related services Construction		Professional and related services Retail trade Accommodation and food services		Retail trade Professional and related services Health care and social assistance	

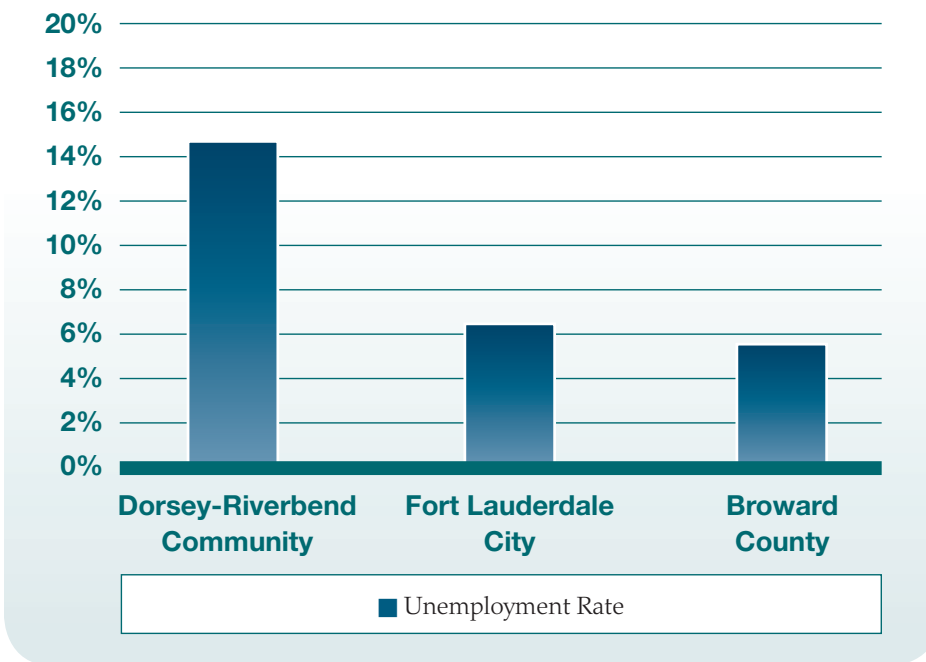
[RACIAL & ETHNIC BREAKDOWN]



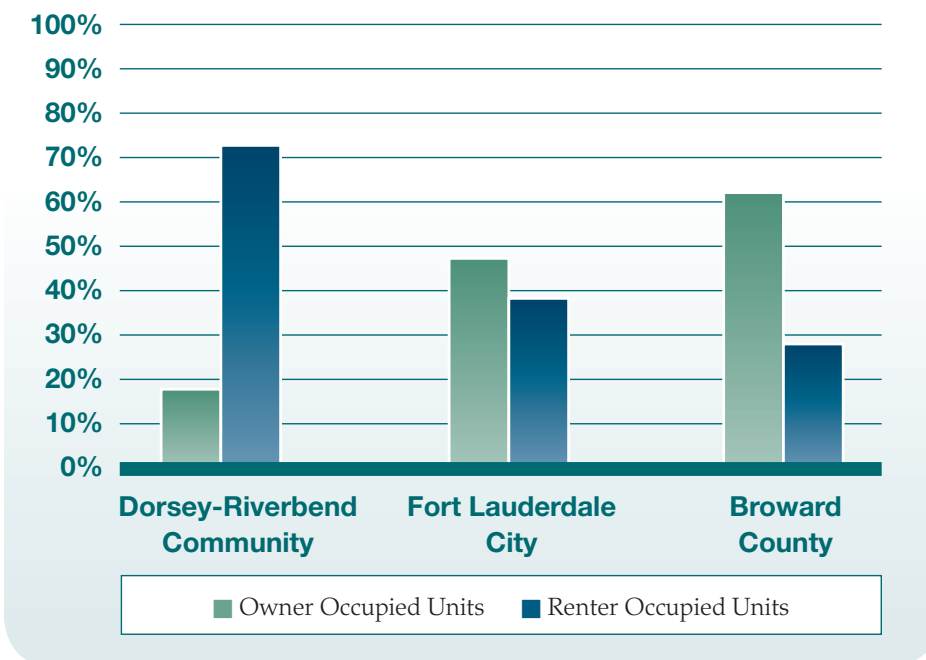
[AVERAGE AGE]



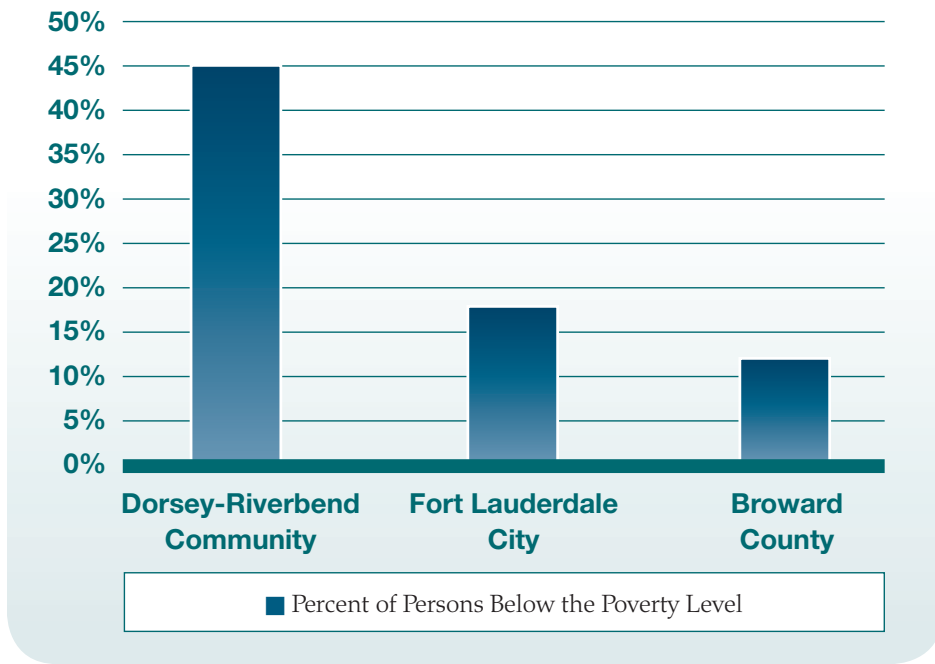
[UNEMPLOYMENT RATE]



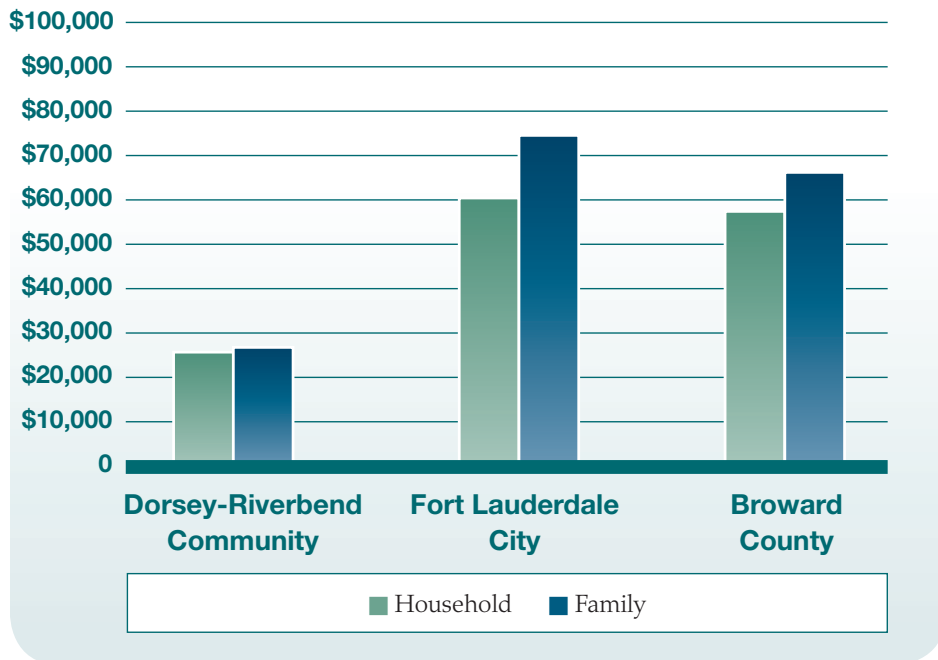
[OWNER & RENTER OCCUPIED UNITS]



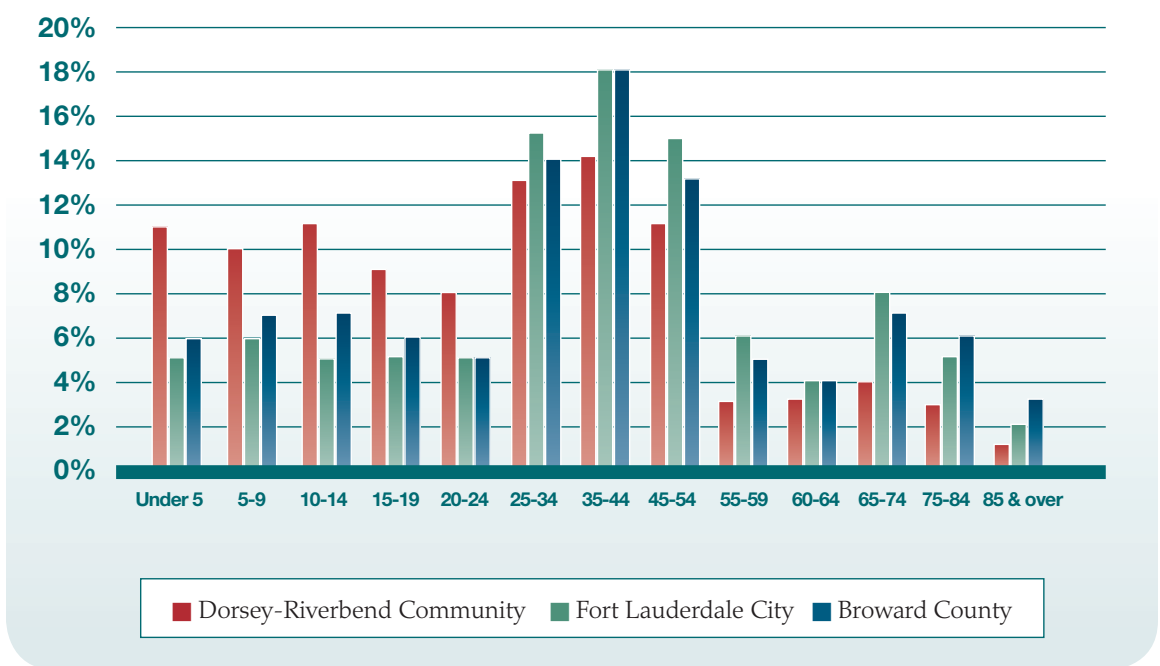
[POVERTY LEVEL]



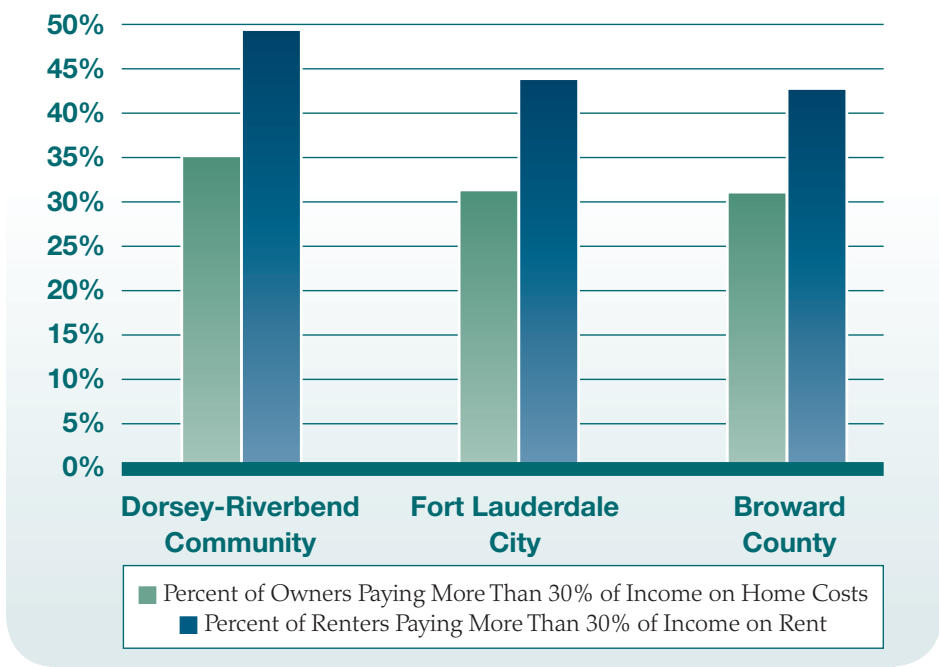
[AVERAGE INCOME LEVELS]



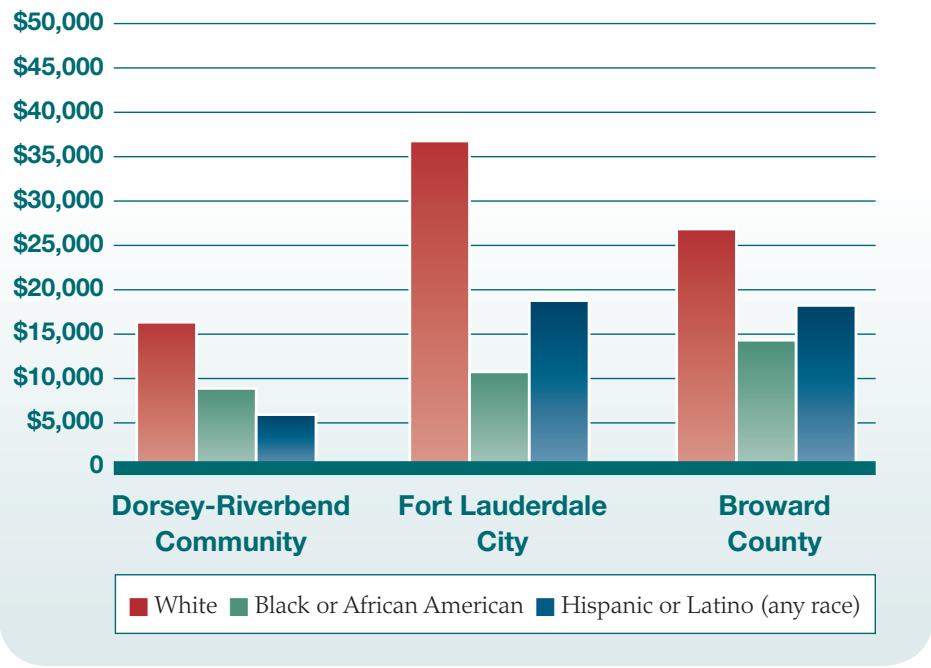
[POPULATION BREAKDOWN BY AGE]



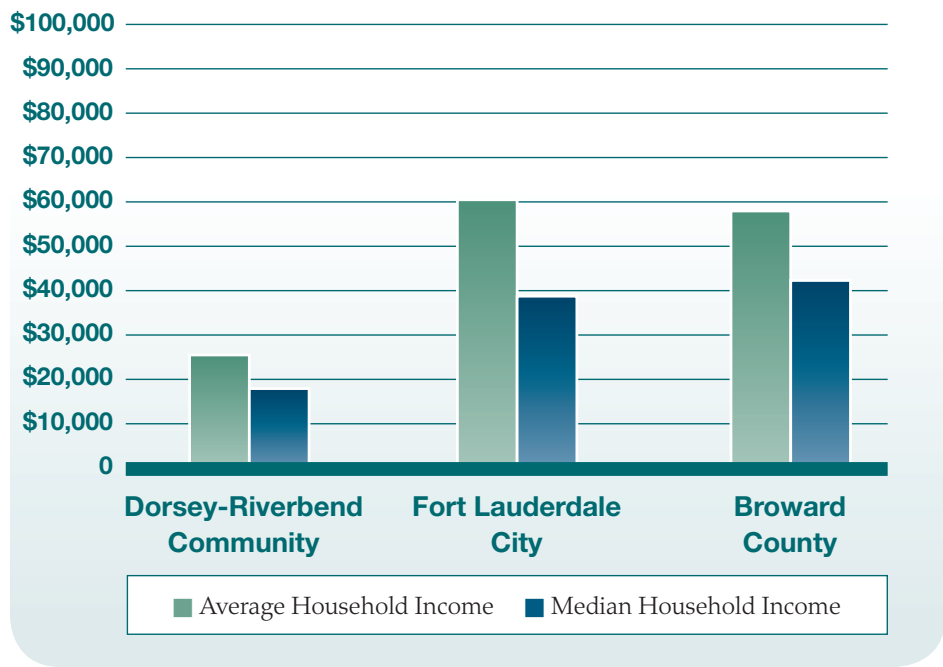
[INCOME RATIO TO HOMEOWNER & RENTER COSTS]



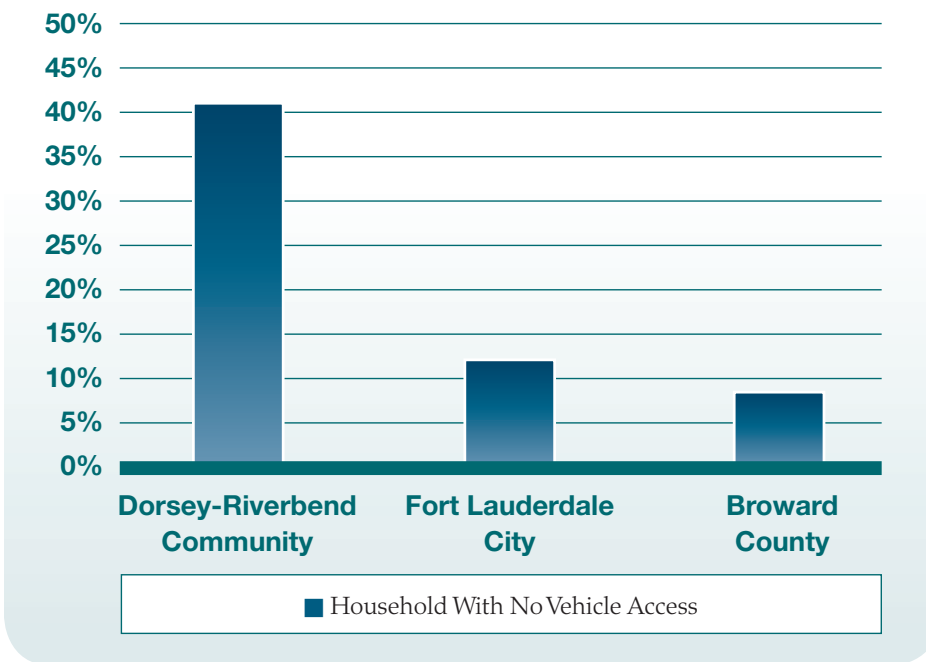
[PER CAPITA INCOME BY RACE]



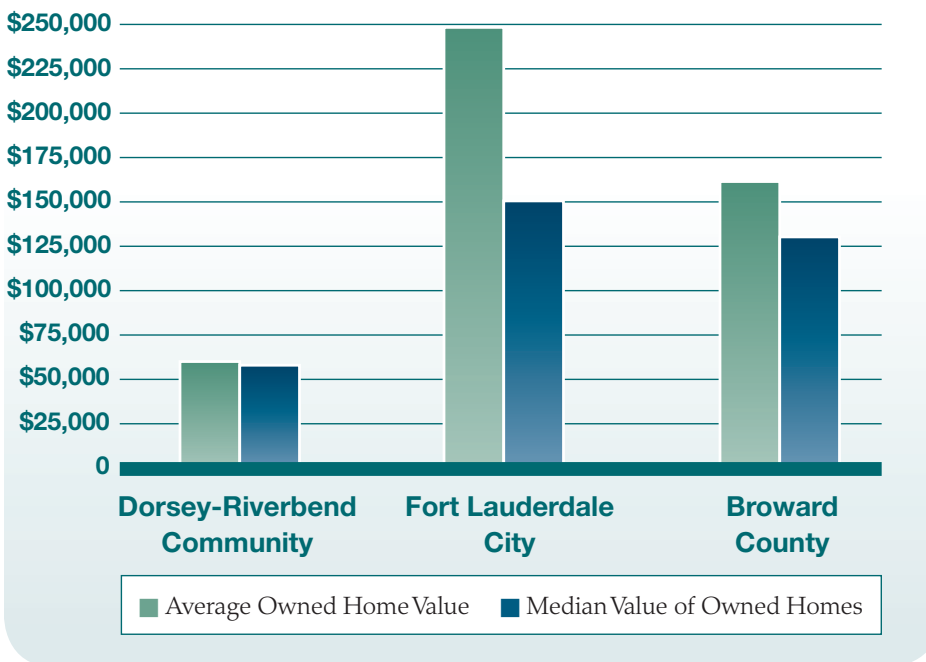
[HOUSEHOLD INCOME LEVELS]



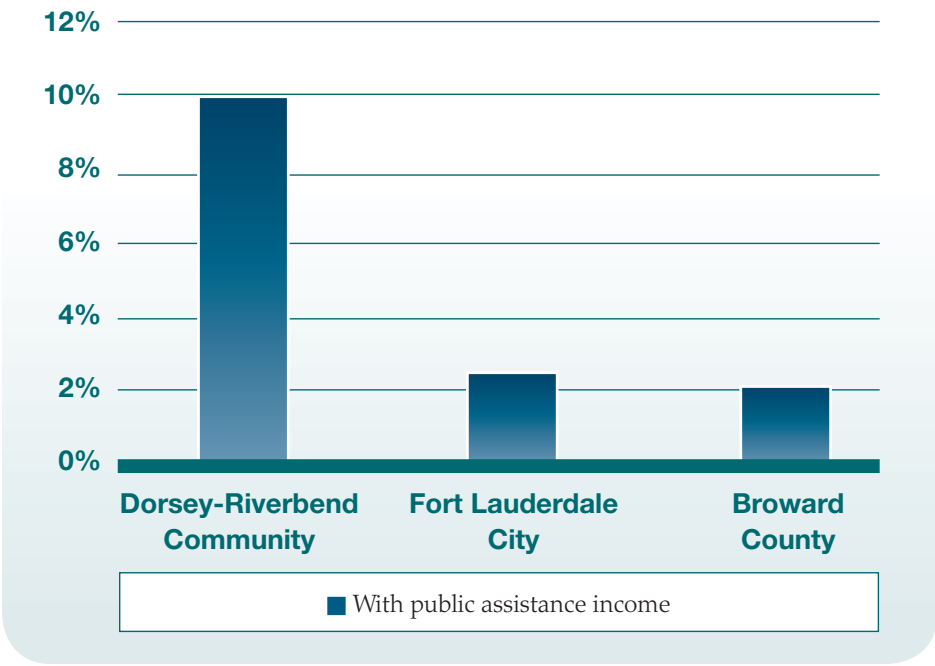
[VEHICLE ACCESS]



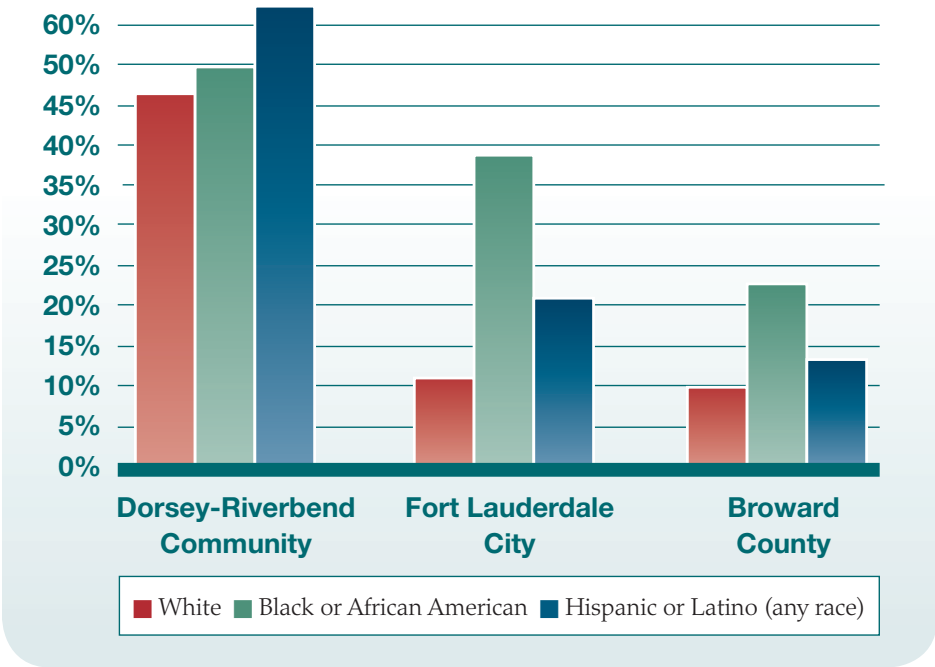
[HOME VALUES]



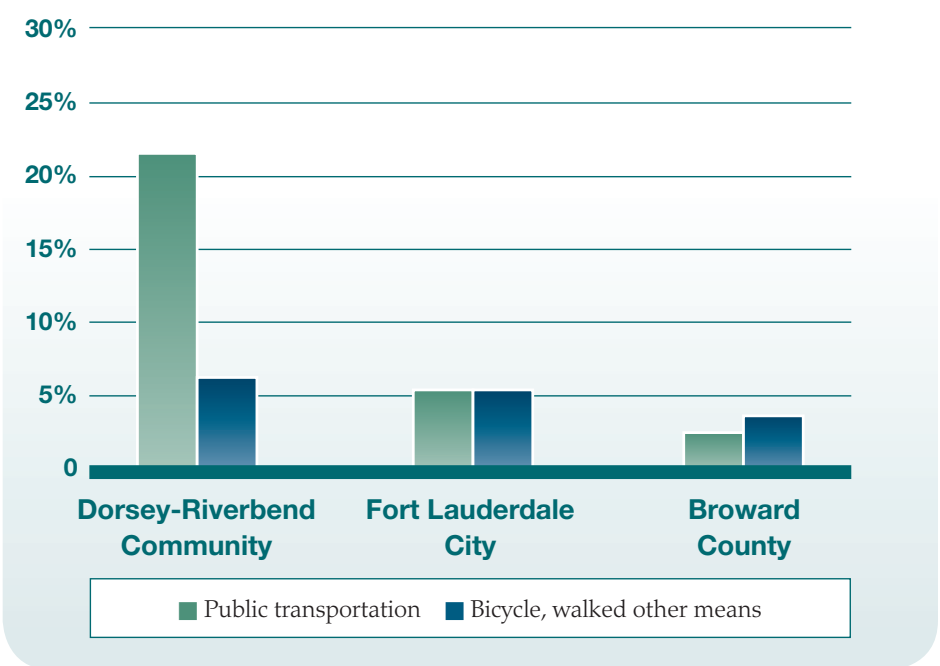
[HOUSEHOLDS WITH PUBLIC ASSISTANCE]



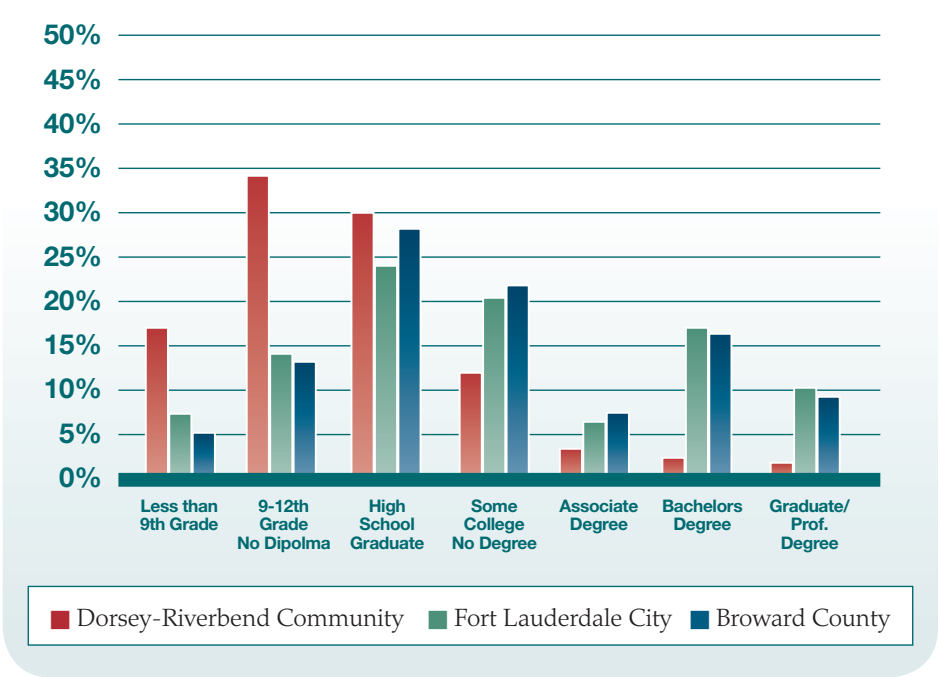
[POPULATION BELOW POVERTY BY RACE]



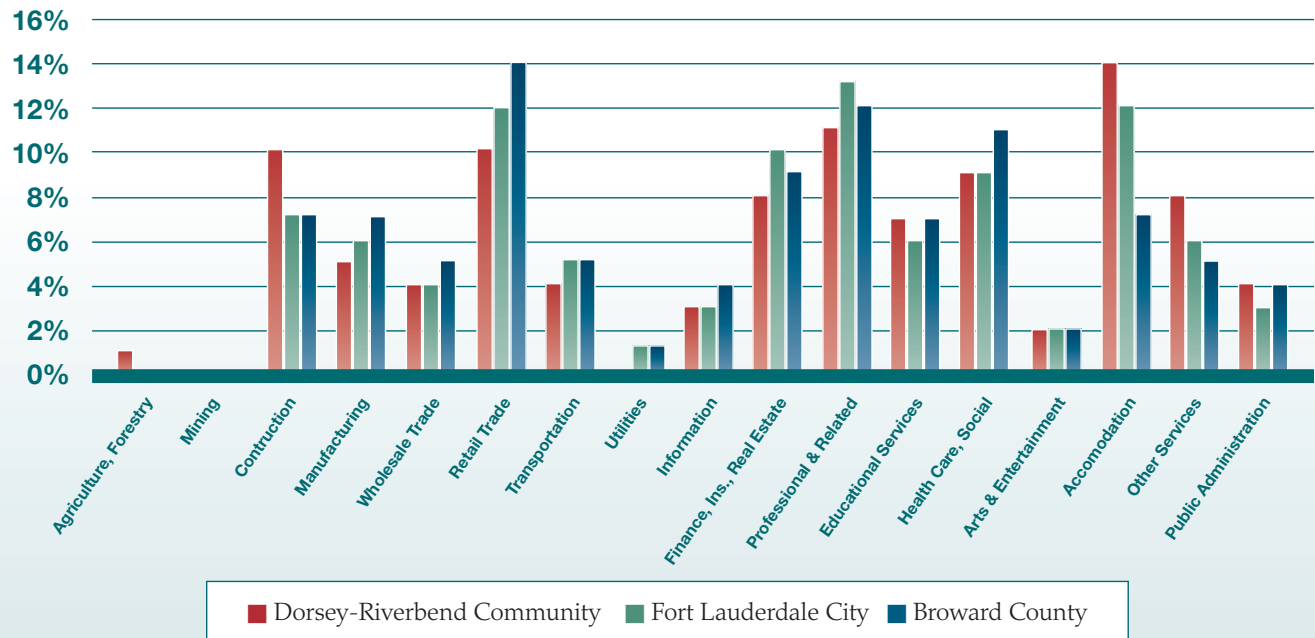
[TRANSPORTATION TO WORK]



[EDUCATIONAL ATTAINMENT]

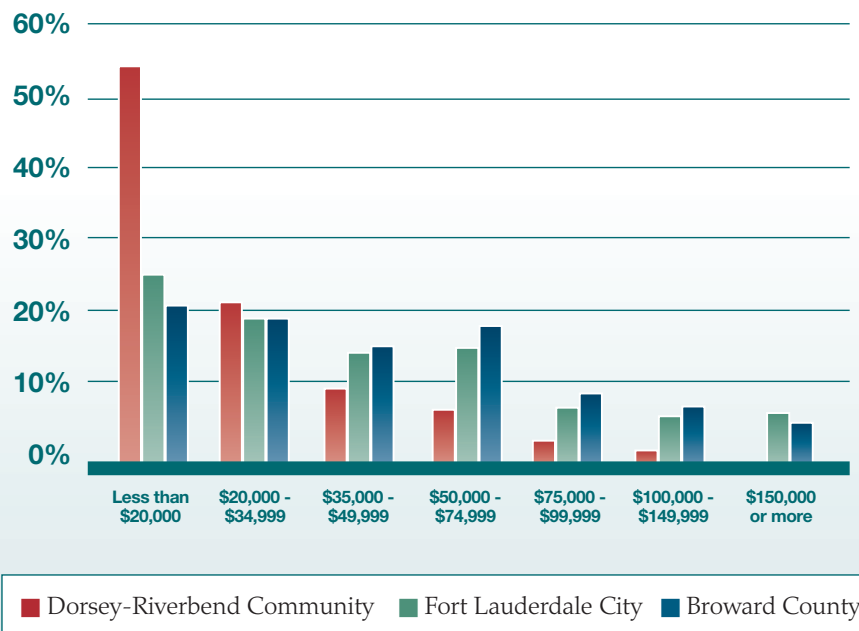


[INDUSTRY BREAKDOWN]



No bar indicates less than 1%.

[HOUSEHOLD INCOME RANGES]





FRONT PORCH FLORIDA COMMUNITIES DORSEY-RIVERBEND

PUBLISHED BY THE
FLORIDA DEPARTMENT OF COMMUNITY AFFAIRS
HOUSING AND COMMUNITY DEVELOPMENT DIVISION
OFFICE OF URBAN OPPORTUNITY
2555 SHUMARD OAK BOULEVARD
TALLAHASSEE, FLORIDA 32399-0001
TELEPHONE: (850) 487-9557
FAX: (850) 487-9544
EMAIL: FRONTPORCH@DCA.STATE.FL.US
WEB: WWW.DCA.STATE.FL.US

Prepared by



2007