

# FRONT PORCH FLORIDA

*Offering more than you know*



## BRADENTON



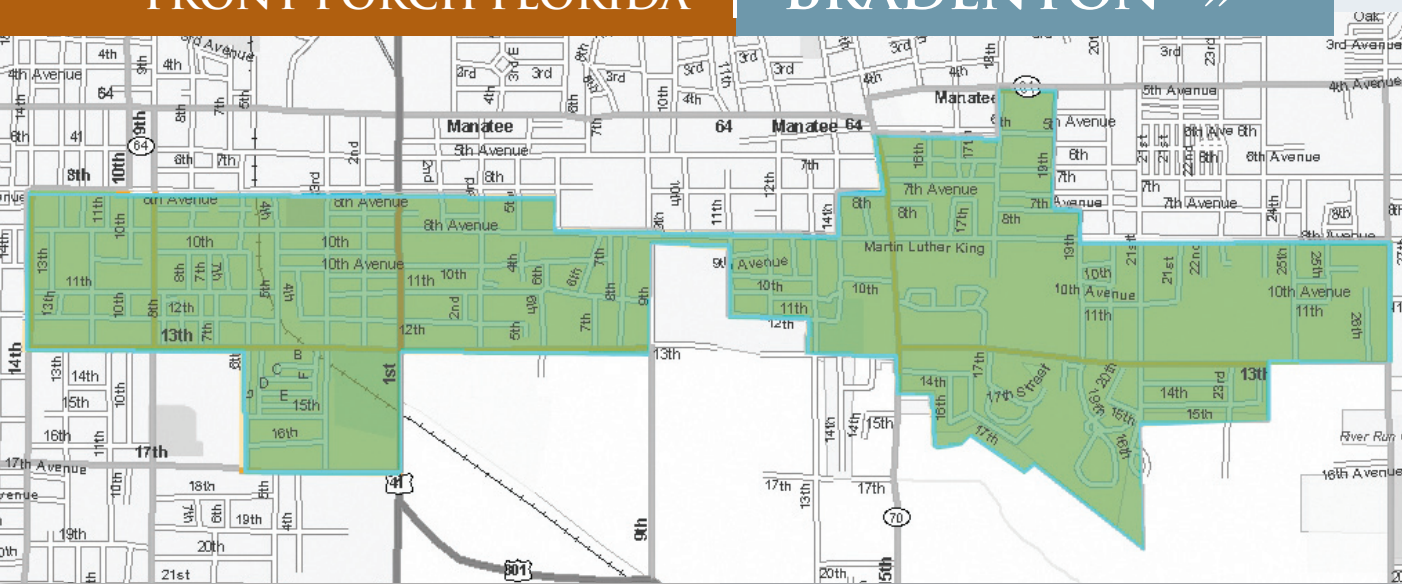


TABLE OF CONTENTS

3-4 Community Summary

*Overview of Persons, Households, Population, Labor, Income, Poverty, Educational Attainment and Industry*

5-9 Socioeconomic Profile

*Community, City & County Comparisons*

10-18 Front Porch Community Statistics

*Features Dataset Graphs*

SOURCES

*Geographic Boundary Map-Florida Department of Community Affairs-Division of Emergency Management  
Arc-GIS® 9 by ArcView®- Environmental Systems Research Institute (ESRI) Data, Maps & StreetMap  
PCensus Database for ArcView®, version 8.50 (U.S.)  
2000 Census Florida Summary File 1 & 3, U.S. Census Bureau*

HISTORY OF THE FRONT PORCH INITIATIVE

The Front Porch Florida Initiative (FPF) was established in 1999 to promote community revitalization by empowering local community members through technical assistance, training and by developing skills necessary to identify and acquire resources for revitalization purposes.<sup>1</sup> The Office of Urban Opportunity (OUO) was formed to simplify administration; to create strategic alliances and networks of community collaboration; to develop and forge better relationships between Front Porch communities and other public and private sector entities.

Since inception, twenty Front Porch community designations have been established across the State of Florida. The communities are located in Bartow, Bradenton, Daytona Beach, Ft.Lauderdale, Gainesville, Gifford (Indian River County), Immokalee, Jacksonville, Miami, Ocala, Opa-Locka, Orlando, Pensacola, Sanford, Sarasota, St. Petersburg, Sylvania Heights (Okaloosa County), Tallahassee, Tampa, and West Palm Beach. These communities comprise some of the state’s most economically distressed urban and rural areas consisting of mostly African American residents. Front Porch Florida takes up this challenge to revitalize underserved communities that are dedicated to positive cooperation and communication to make their community a better place to live, work, and raise a family.

## PERSONS

The Bradenton community is a predominately **Black** neighborhood (**64%**), followed by **Hispanics** (**22%**) and **Whites** (**22%**). The city of Bradenton however, is primarily **White** (**78%**), **Black** (**15%**) and **Hispanic** (**11%**); Manatee County is made up of **Whites** (**86%**), **Hispanics** (**9%**) and **Blacks** (**8%**). Additionally, the **average age** for the Bradenton community is significantly younger (**31 years**) than the city (**42 years**) and county (**43 years**). Finally, the **unemployment rate** for the Bradenton community is much higher at **8.9%** compared to the city and county levels of **4.8%** and **3.6%** respectively.

## HOUSEHOLDS

Both the **average household** (**\$28,242**) and **family income** (**\$32,096**) in the Bradenton community are considerably less than the city of Bradenton (**\$44,650** and **\$52,103** respectively); this difference is even greater when compared to the county's level (**\$51,530** and **\$59,471** respectively). Bradenton household owners **receive public assistance** (**7.3%**) at a much higher rate than the city (**2.7%**) and county (**1.9%**).

The community has a higher (**89%**) level than does the city (**86%**) and county (**81%**) of **occupied housing units** and conversely, has a lower **vacancy rate** (**11%**) compared to the city's (**14%**) and county's (**19%**). Of the Bradenton occupied units, **55%** are **rented** and **35%** **owned**; the same ratio for the city is **33%** **rented** and **53%** **owned**; the county, **21%** **rented** and **60%** **owned**. Furthermore, the **median owned home value** for the community is significantly lower at **\$64,900** when compared to the city's and county's level of **\$95,505** and **\$119,442** respectively.

A higher percentage (**31%**) of Bradenton homeowners are **paying more than 30% of income on home costs**; the same figure for the city is **21%**, and **23%** for the county. The figures for those **paying more than 30% of their income on rent** are equal at the community and city levels (**42%**), but slightly lower at the county level (**39%**).

## POPULATION

The Bradenton community is a decidedly much younger population than the city. The community has a greater percentage of the population in every age category under **44 years of age**. Conversely, the city has equal or higher percentages of the population in every category older than **45 years of age**. Manatee County generally follows the same pattern as the city with a notably higher percentage of **65 to 74** year old population. Finally, the Bradenton community has a much greater (**37%**) percentage of the population younger than **19 years of age** when compared to the city (**23%**).

## LABOR

Bradenton community members use vehicles as mode of **transportation to work** slightly less (**90%**) than the city and county population (both **93%**). Of those in the community who do use a vehicle, **32%** **carpooled** compared to **15%** in the city and **13%** in the county. Both the community and city population use **public transportation** at the same levels (**1%**), while the county population uses it at a statistically insignificant level (**0%**). Finally, a much greater percentage (**23%**) of the community has **no access to a vehicle**; the same figure for the city is **12%**, and **7%** for the county.

## INCOME

The Bradenton Community has a considerably higher percentage (**72%**) of households **earning less than \$35,000**, when compared to the city (**50%**) and county (**45%**). Conversely, the community's "middle class" (**\$35,000 – \$74,999**) is substantially less (**23%**) than that of the city and county (both **37%**). The community's **median household income** is considerably less (**\$20,784**) than city (**\$34,915**) and county (**\$38,726**) levels.

The community's **White median household income (\$19,720)** is considerably less than city (**\$36,297**) and county (**\$39,631**) levels. Community **Black (\$21,240)** household income comparisons reveal a smaller gap between city (**\$24,829**) and county (**\$28,417**) levels. **Hispanic** households (**\$25,985**) in the community earn slightly less than city (**\$27,371**) and county hispanic households (**\$30,915**).

**Per capita income** for Bradenton community's **White** population (**\$10,860**) is considerably lower than both the city (**\$22,811**) and county (**\$24,014**) levels. The **Black** community population (**\$8,730**) earns less than the city's (**\$10,515**) and county's (**\$12,183**) population. Finally, **Hispanics** in the community earn (**\$7,550**) less than both city (**\$9,579**) and county (**\$11,483**) Hispanics.

## POVERTY

The Bradenton community has a substantially higher **percent of population below the poverty level (34%)** than the city (**14%**) and county (**10%**). There is a significantly higher percentage of **White** Bradenton community members (**29%**) in comparison to the city (**10%**) and county (**8%**). Similarly, **Black** community members (**35%**) below the poverty level are at a higher rate than city (**29%**) and county (**25%**) levels. There is a higher

percentage of community **Hispanic** members (**38%**) below the poverty level in comparison to the city (**29%**) and county (**26%**). Finally, the community has a higher level of **families with children under 18 below the poverty line (6%)** than the city (**2%**) and county (**1%**).

## EDUCATIONAL ATTAINMENT

In general, residents of the Bradenton Community are not attaining the same higher levels of education as in the city and county. Bradenton has a significantly higher percentage of every category under **9th to 12th grade/no diploma**, making up **52%** of the population (compared to **20%** for the city, and **19%** for the county). Conversely, Bradenton City and Manatee County have a much higher percentage of the population including, and above the level **High school graduate (79% and 82% respectively)**; the community's figure for these categories is **48%**. Finally, the community does have a nearly comparable (**28%**) percentage of **high school graduates** to the city (**31%**) and county (**32%**).

## INDUSTRY

A breakdown of **industry employment** reveals Bradenton is generally in sync with the city's and county's industry make-up. The Bradenton community employs a much larger amount of **Manufacturing, Agriculture, Forestry, Fishing and Hunting** and **Accommodation and Food Service** jobs. Finally, the community has a smaller level of **Retail Trade** and **Finance, Insurance, Real Estate and Rental/Leasing** activities.

Persons	Bradenton Community		Bradenton City		Manatee County	
		%		%		%
<b>Total Population</b>	6,625	% base	49,908	% base	264,002	% base
Male	3,128	47%	23,429	47%	127,294	48%
Female	3,497	53%	26,479	53%	136,708	52%
<b>Race and Ethnicity</b>						
White	1,470	22%	38,914	78%	227,927	86%
Black or African American	4,260	64%	7,632	15%	21,580	8%
Hispanic or Latino (any race)	1,490	22%	5,618	11%	24,501	9%
<b>Average Age</b>	31.3		42.7		43.5	
<b>Population 16 yrs and over By Employment Status</b>	4,501	% base	40,212	% base	215,081	% base
Employed	2,300	51%	20,924	52%	111,793	52%
Unemployed	225	5%	1,046	3%	4,128	2%
Civilian participation rate	56.10%		54.70%		54.20%	
Unemployment rate	8.90%		4.80%		3.60%	

Households	Bradenton Community		Bradenton City		Manatee County	
		%		%		%
<b>Average Income</b>						
Household	\$28,242		\$44,650		\$51,530	
Family	\$32,096		\$52,103		\$59,471	
<b>Total Households</b>	2,039		21,526		112,456	
With public assistance income	150	7.30%	579	2.70%	2,154	1.90%
<b>Total Housing Units</b>	2,364	% base	24,956	% base	138,128	% base
Vacant	253	11%	3,464	14%	25,668	19%
Occupied	2,111	89%	21,492	86%	112,460	81%
Owner occupied	821	35%	13,315	53%	82,936	60%
Renter occupied	1,290	55%	8,177	33%	29,524	21%

<b>Owner occupied units</b>	821		13,315		82,936	
Average owned home value	\$65,083		\$102,969		\$149,417	
Median value of owned homes	\$64,900		\$95,505		\$119,442	
Percentage of owners paying more than 30% of income on home costs	31.80%		21.60%		23.10%	
<b>Renter occupied units</b>	1,290		8,177		29,524	
Average monthly gross rent	\$457		\$695		\$684	
Percentage of renters paying more than 30% of income on rent	42.00%		42.40%		39.40%	

Population	Bradenton Community		Bradenton City		Manatee County	
		%		%		%
<b>Population by Age</b>	6,625	% base	49,908	% base	264,002	% base
Under 5 years	758	11%	3,065	6%	14,998	6%
5 to 9 years	626	9%	3,049	6%	15,680	6%
10 to 14 years	660	10%	2,987	6%	15,563	6%
15 to 19 years	492	7%	2,631	5%	13,204	5%
20 to 24 years	537	8%	2,783	6%	11,768	4%
25 to 34 years	843	13%	6,238	12%	29,626	11%
35 to 44 years	946	14%	6,735	13%	36,338	14%
45 to 54 years	642	10%	5,694	11%	32,364	12%
55 to 59 years	246	4%	2,046	4%	14,229	5%
60 to 64 years	216	3%	2,137	4%	14,470	5%
65 to 74 years	326	5%	5,089	10%	32,990	12%
75 to 84 years	240	4%	5,306	11%	24,941	9%
85 years and over	93	1%	2,148	4%	7,831	3%

Labor	Bradenton Community		Bradenton City		Manatee County	
		%		%		%
<b>Workers 16 years or older by Transportation to Work</b>	2,229	% base	20,385	% base	111,002	% base
Car, truck, or van	2,007	90%	18,979	93%	103,148	93%
Drove alone	1,290	58%	15,859	78%	88,443	80%
Carpooled	717	32%	3,120	15%	14,705	13%
Public transportation	32	1%	202	1%	546	0%
Bicycle, walked, other means	147	7%	689	3%	3,254	3%

<b>Households with no Access to a Vehicle</b>	519	23%	2,382	12%	7,342	7%
<b>Average travel time to work</b>	24.2		22.7		23.3	

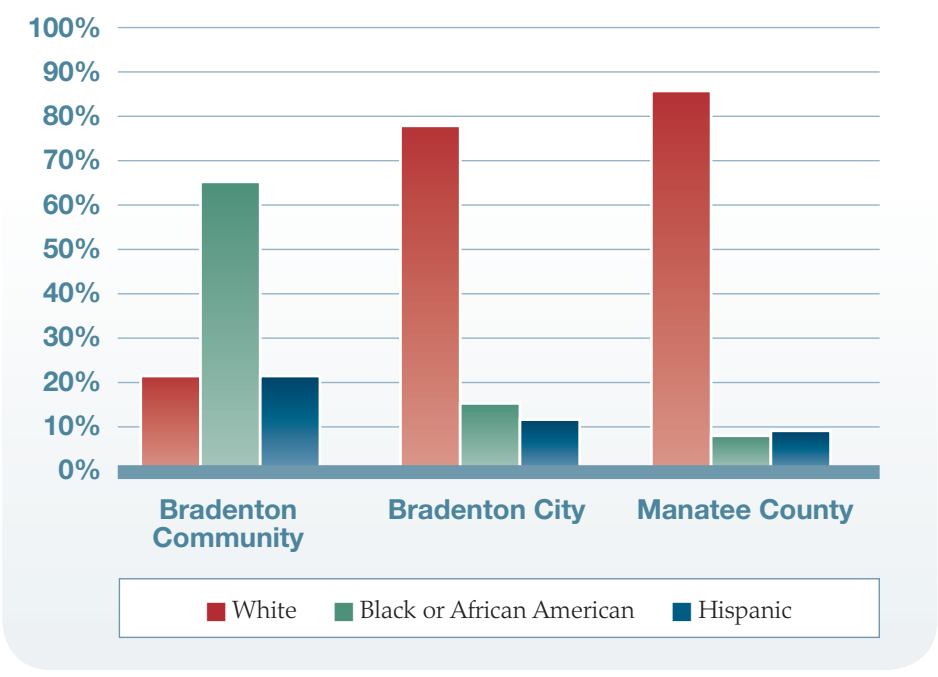
Income	Bradenton Community		Bradenton City		Manatee County	
		%		%		%
<b>Households by 1999 Income Level</b>	2,039	% base	21,526	% base	112,456	% base
Less than \$20,000	994	49%	5,345	25%	24,744	22%
\$20,000 to \$34,999	473	23%	5,449	25%	25,929	23%
\$35,000 to \$49,999	269	13%	3,998	19%	20,037	18%
\$50,000 to \$74,999	207	10%	3,787	18%	21,241	19%
\$75,000 to \$99,999	53	3%	1,661	8%	10,076	9%
\$100,000 to \$149,999	31	2%	854	4%	6,406	6%
\$150,000 or more	11	1%	432	2%	4,023	4%
<b>Average household income</b>	\$28,242		\$44,650		\$51,530	
<b>Median household income</b>	\$20,784		\$34,915		\$38,726	
<b>Median Household Income by Race of Householder</b>						
White	\$19,720		\$36,297		\$39,631	
Black or African American	\$21,240		\$24,829		\$28,417	
Hispanic or Latino (any race)	\$25,985		\$27,371		\$30,915	
<b>Per Capita Income by Race</b>						
White	\$10,860		\$22,811		\$24,014	
Black or African American	\$8,730		\$10,515		\$12,183	
Hispanic or Latino (any race)	\$7,550		\$9,579		\$11,483	
<b>Average family income</b>	\$32,096		\$52,103		\$59,471	

Poverty	Bradenton Community		Bradenton City		Manatee County	
		%		%		%
<b>Percent of group below the poverty level</b>						
Total persons	34%		14%		10%	
<b>By Age</b>						
Under 5 years	16%		11%		10%	
5 years	2%		2%		2%	
6 to 11 years	16%		14%		12%	
12 to 17 years	11%		10%		9%	
18 to 64 years	46%		48%		53%	
65 to 74 years	4%		6%		7%	
75 years and over	5%		8%		8%	
<b>By Race/Ethnicity</b>						
White	29%		10%		8%	
Black or African American	35%		29%		25%	
Hispanic or Latino (any race)	38%		29%		26%	
<b>Total Families</b>	1,460	% base	12,961	% base	74,081	% base
Below the poverty level:						
With related children under 18 years	94	6%	260	2%	1,076	1%

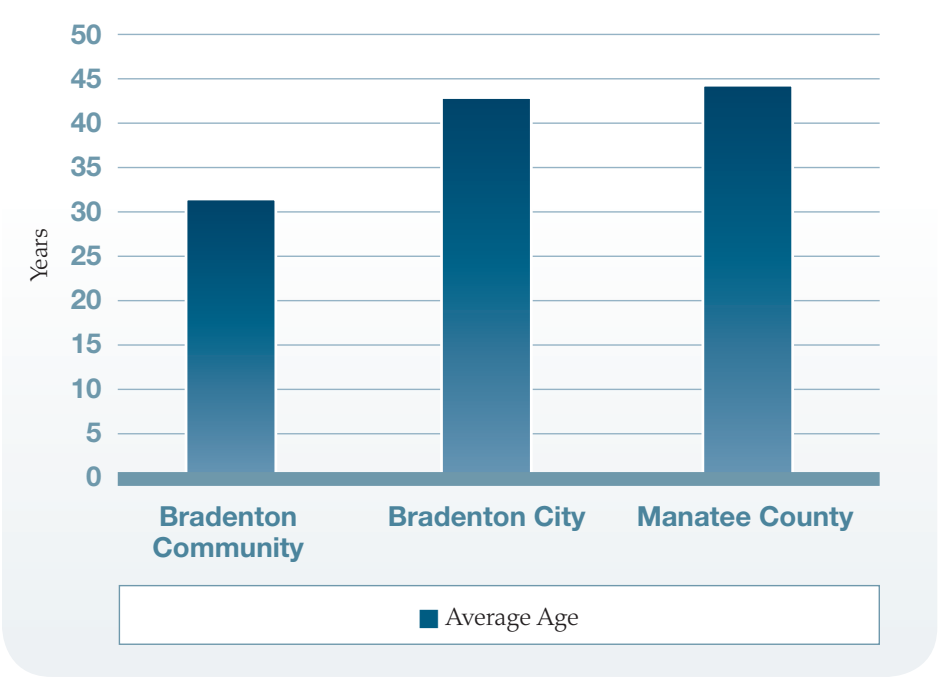
Educational Attainment	Bradenton Community		Bradenton City		Manatee County	
		%		%		%
<b>Population 25 years or older</b>	3,552	% base	35,393	% base	192,789	% base
Less than 9th grade	749	21%	2,447	7%	10,847	6%
9th to 12th grade/no diploma	1,088	31%	4,702	13%	24,930	13%
High school graduate	977	28%	11,107	31%	61,485	32%
Some college, no degree	424	12%	8,054	23%	43,775	23%
Associate degree	93	3%	1,829	5%	11,693	6%
Bachelor's degree	144	4%	4,657	13%	26,077	14%
Graduate/professional degree	76	2%	2,597	7%	13,982	7%

Industry	Bradenton Community		Bradenton City		Manatee County	
		%		%		%
<b>Employed Population 16 years or older by Industry</b>	2,300	% base	20,924	% base	111,793	% base
Agriculture, forestry, fishing and hunting	104	5%	348	2%	1,782	2%
Mining	0	0%	5	0%	41	0%
Construction	166	7%	1,660	8%	10,332	9%
Manufacturing	354	15%	2,313	11%	13,098	12%
Wholesale trade	96	4%	695	3%	4,029	4%
Retail trade	248	11%	2,929	14%	16,010	14%
Transportation and warehousing	32	1%	586	3%	3,431	3%
Utilities	7	0%	110	1%	782	1%
Information	19	1%	415	2%	2,247	2%
Finance, insurance, real estate and rental and leasing	23	1%	1,350	6%	7,859	7%
Professional and related services	212	9%	2,121	10%	10,713	10%
Educational services	194	8%	1,354	6%	6,925	6%
Health care and social assistance	341	15%	2,883	14%	13,816	12%
Arts, entertainment, and recreation	34	1%	392	2%	2,436	2%
Accommodation and food services	281	12%	1,693	8%	7,632	7%
Other services	125	5%	1,144	5%	5,540	5%
Public administration	64	3%	926	4%	5,120	5%
<b>Top 3 Employers by Industry</b>	Manufacturing Health care and social assistance		Retail trade Health care and social assistance		Retail trade Health care and social assistance	

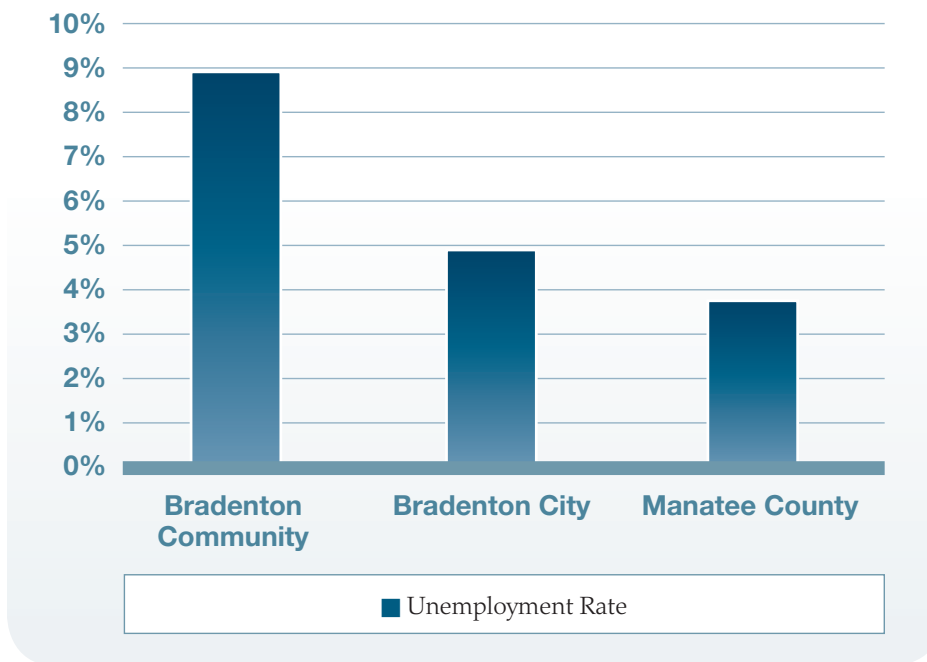
[ RACIAL & ETHNIC BREAKDOWN ]



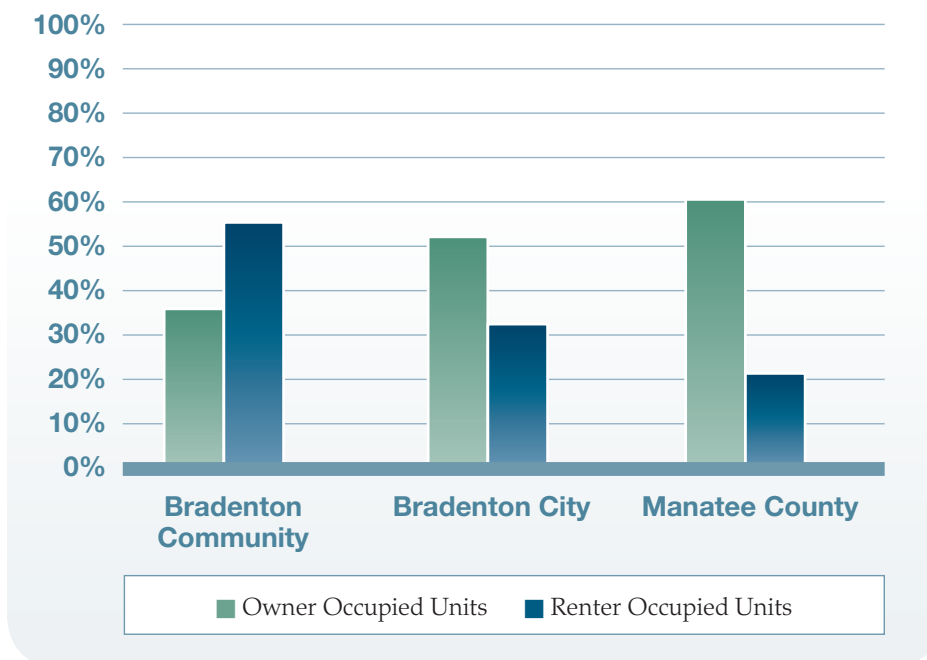
[ AVERAGE AGE ]



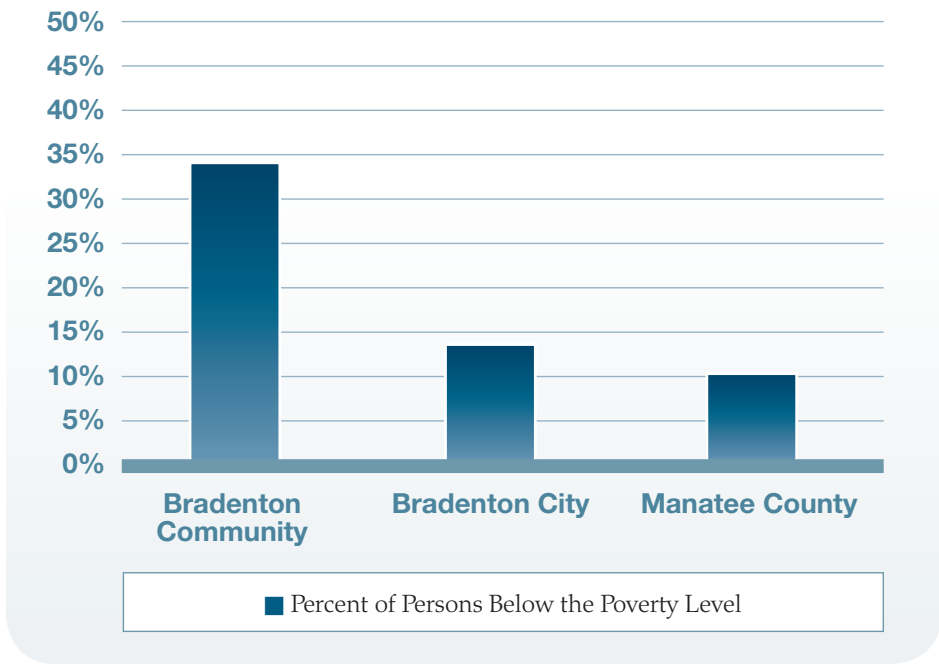
## [ UNEMPLOYMENT RATE ]



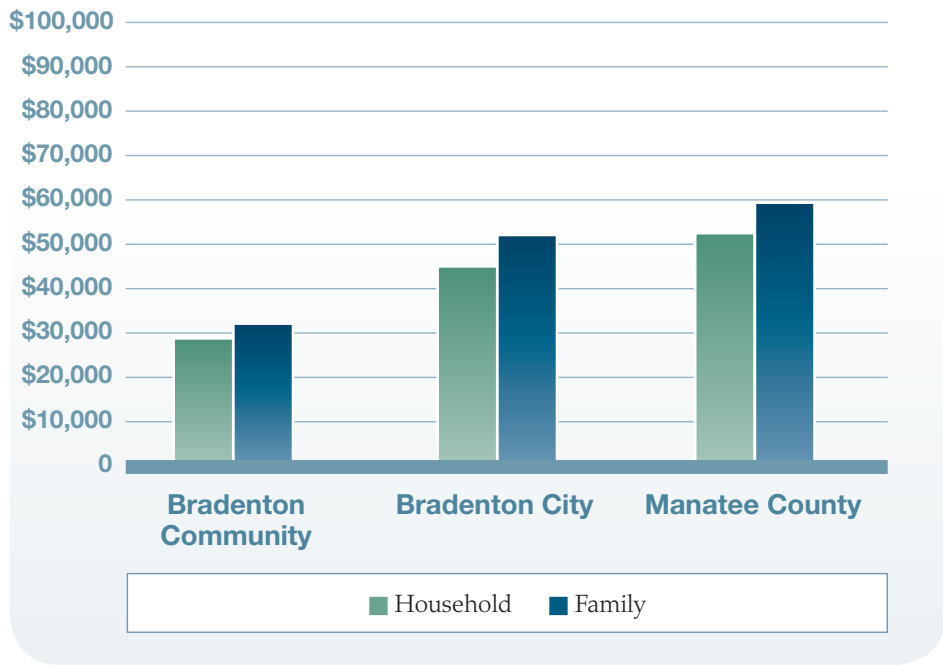
## [ OWNER &amp; RENTER OCCUPIED UNITS ]



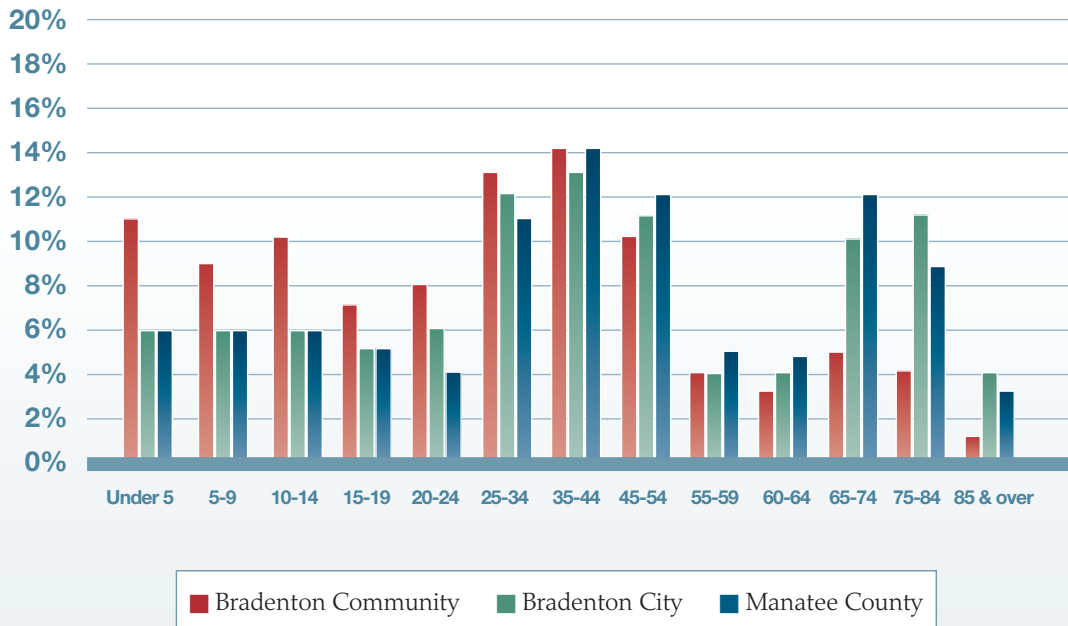
[ POVERTY LEVEL ]



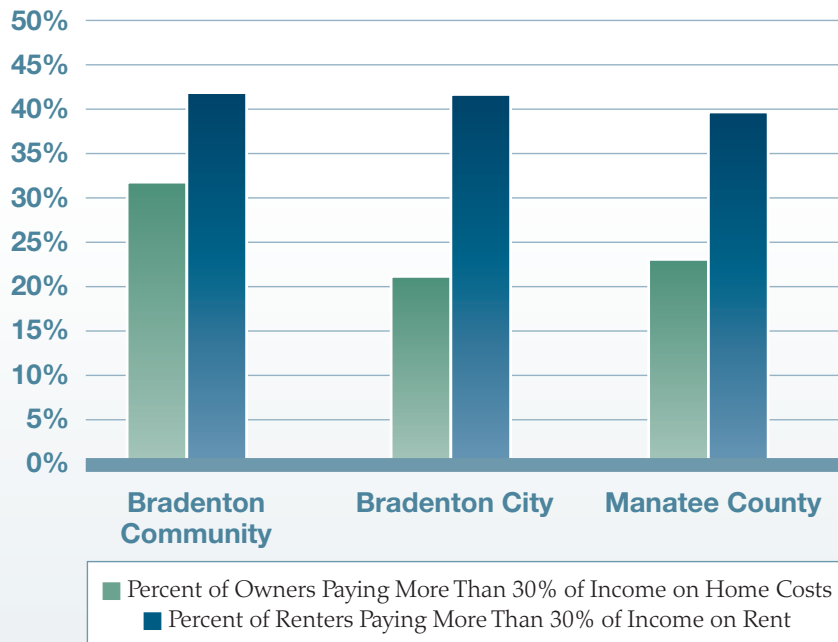
[ AVERAGE INCOME LEVELS ]



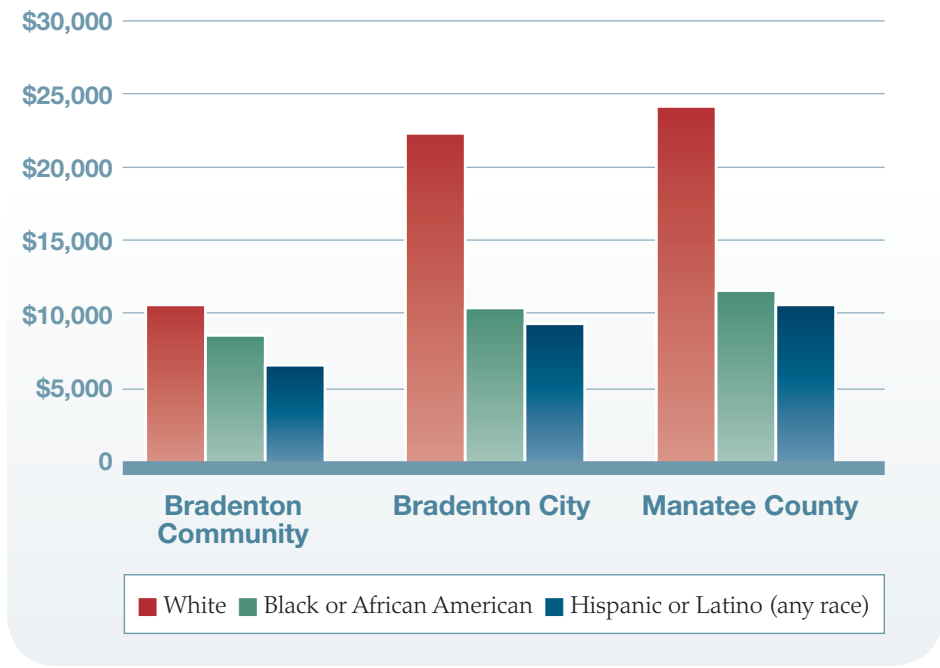
[ POPULATION BREAKDOWN BY AGE ]



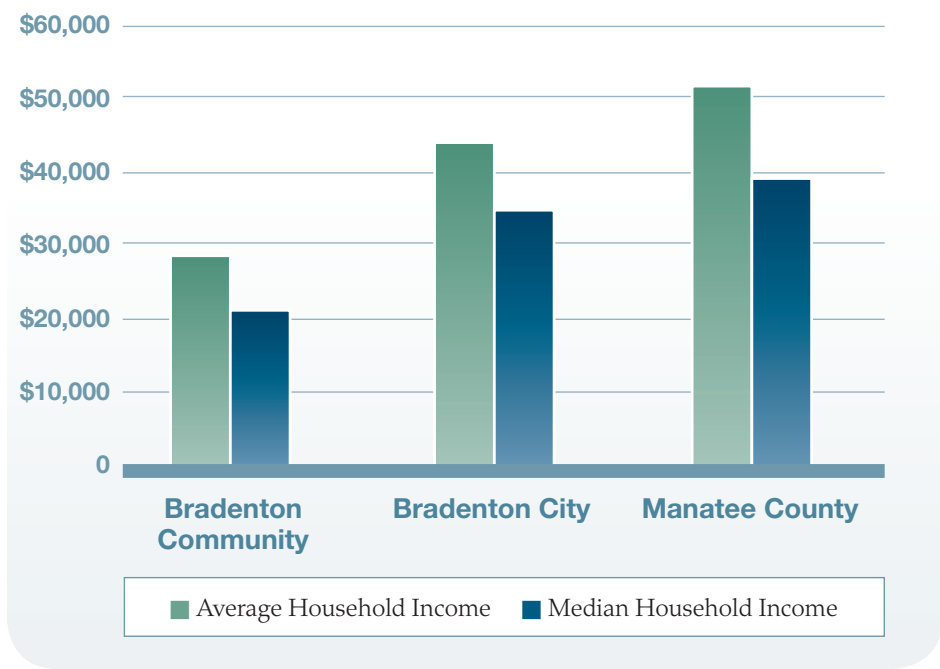
[ INCOME RATIO TO HOMEOWNER & RENTER COSTS ]



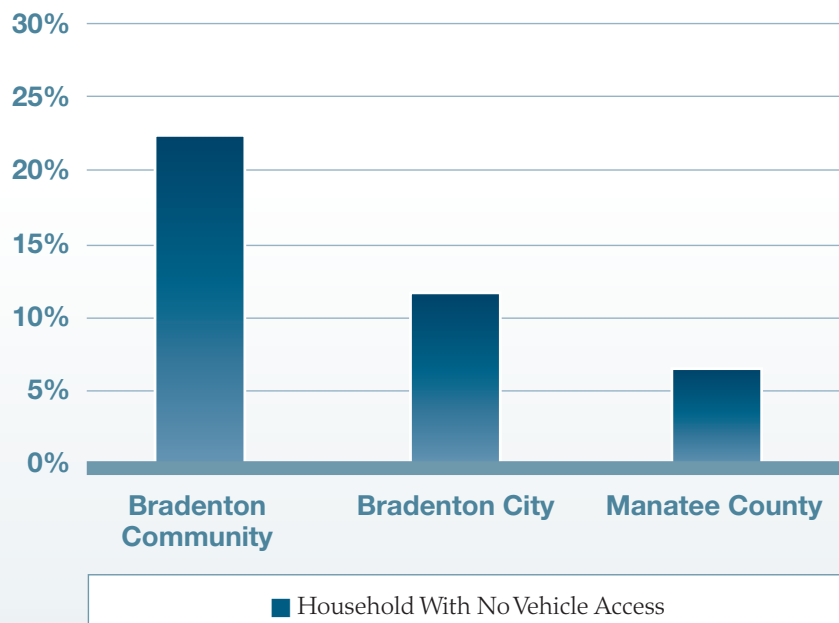
[ PER CAPITA INCOME BY RACE ]



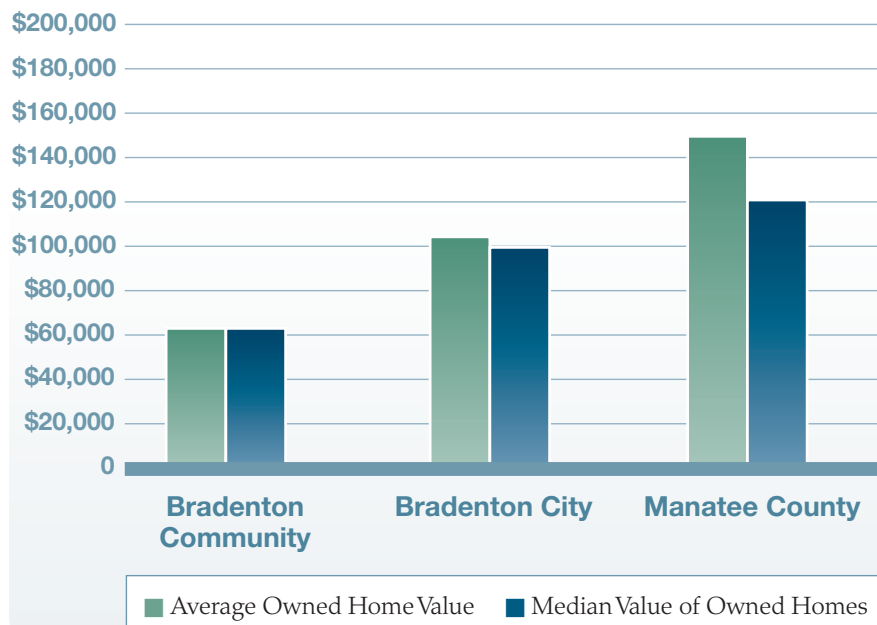
[ HOUSEHOLD INCOME LEVELS ]



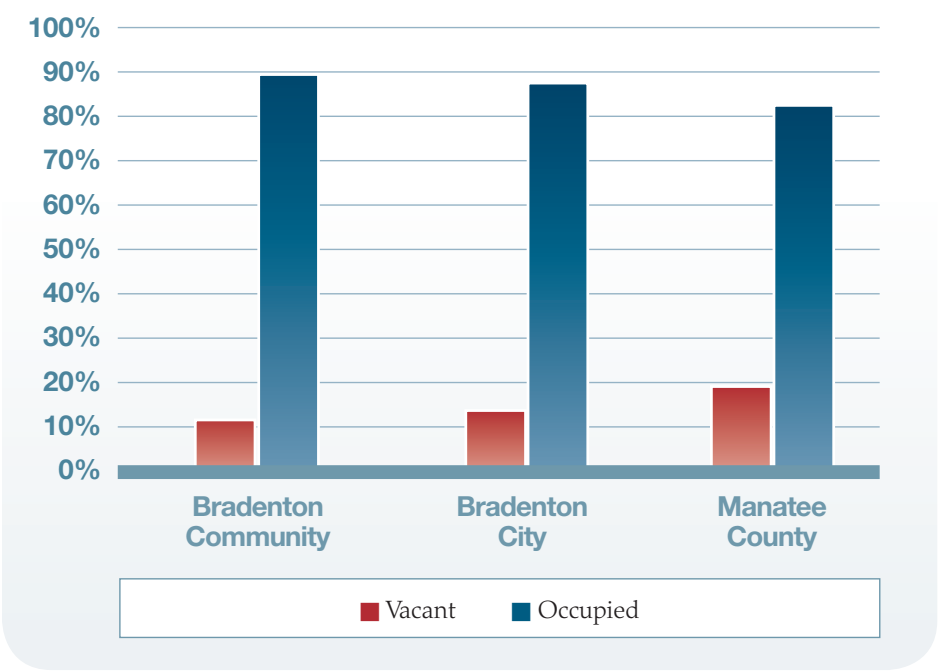
## [ VEHICLE ACCESS ]



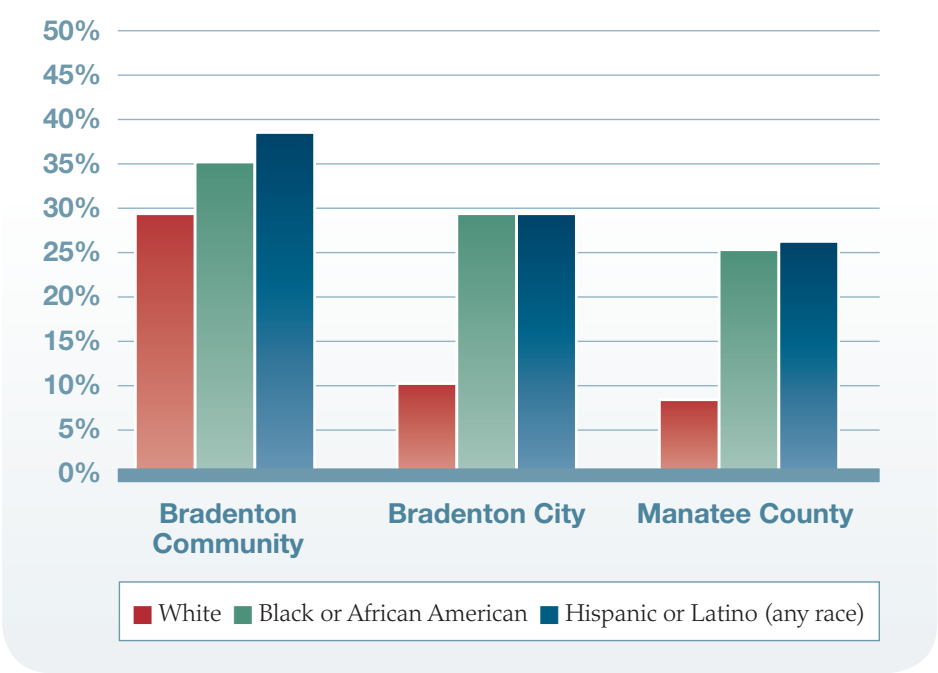
## [ HOME VALUES ]



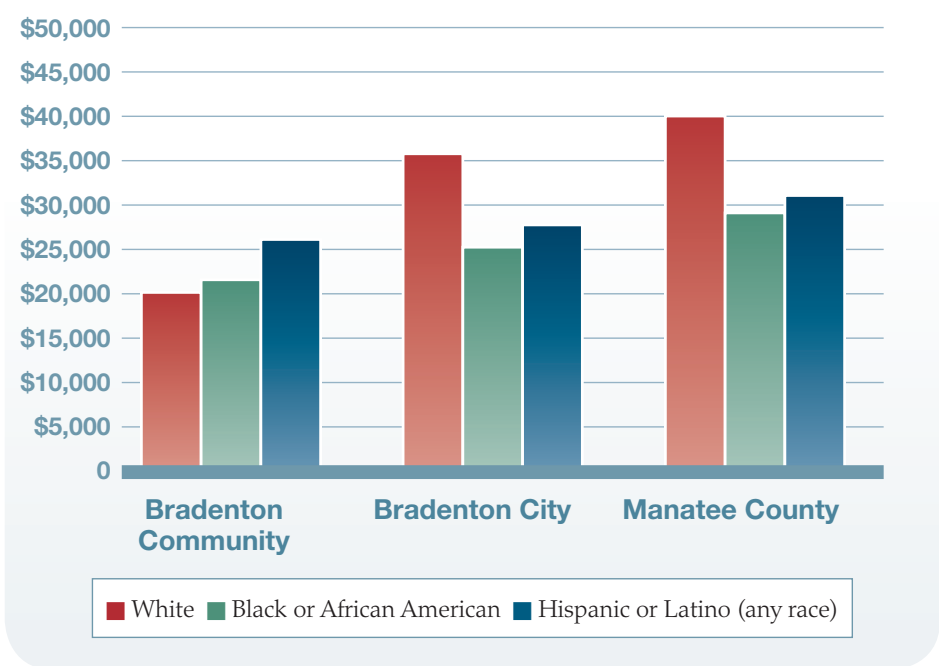
[ VACANT & OCCUPIED HOUSING UNITS ]



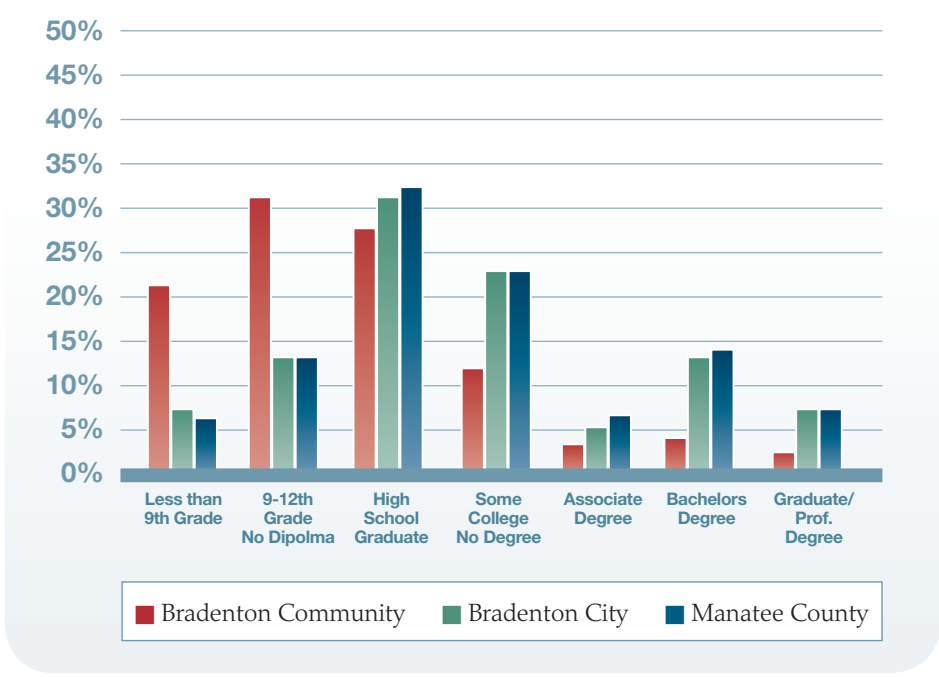
[ POPULATION BELOW POVERTY BY RACE ]



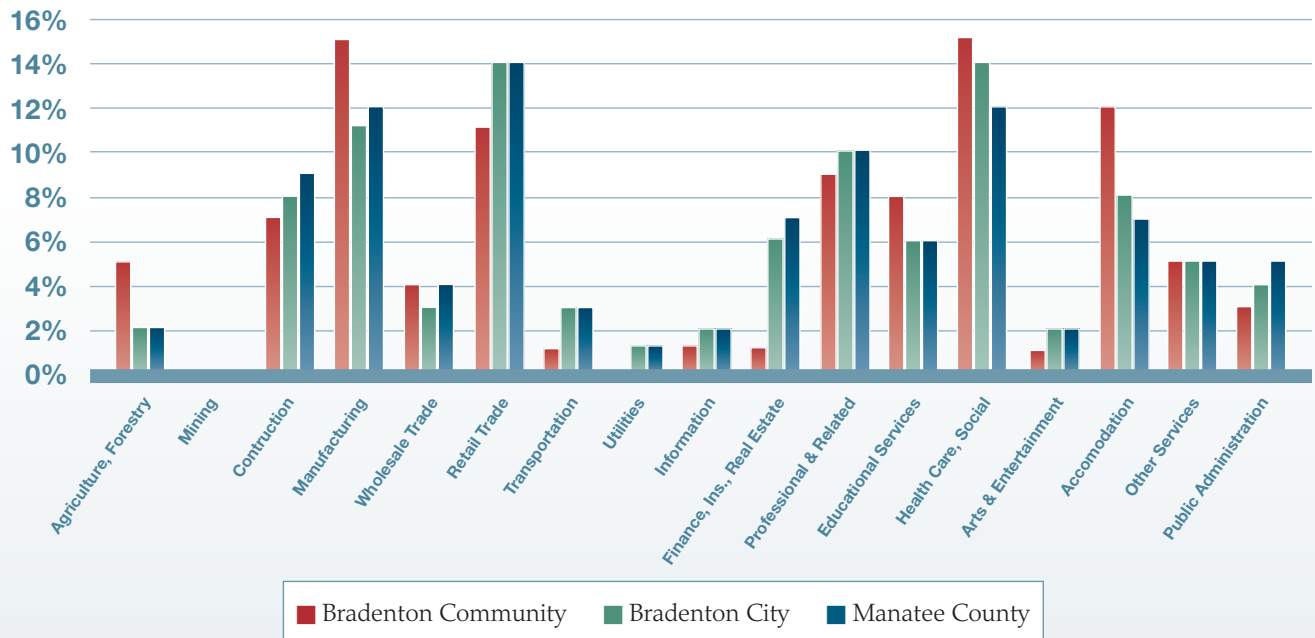
[ MEDIAN HOUSEHOLD INCOME BY RACE ]



[ EDUCATIONAL ATTAINMENT ]

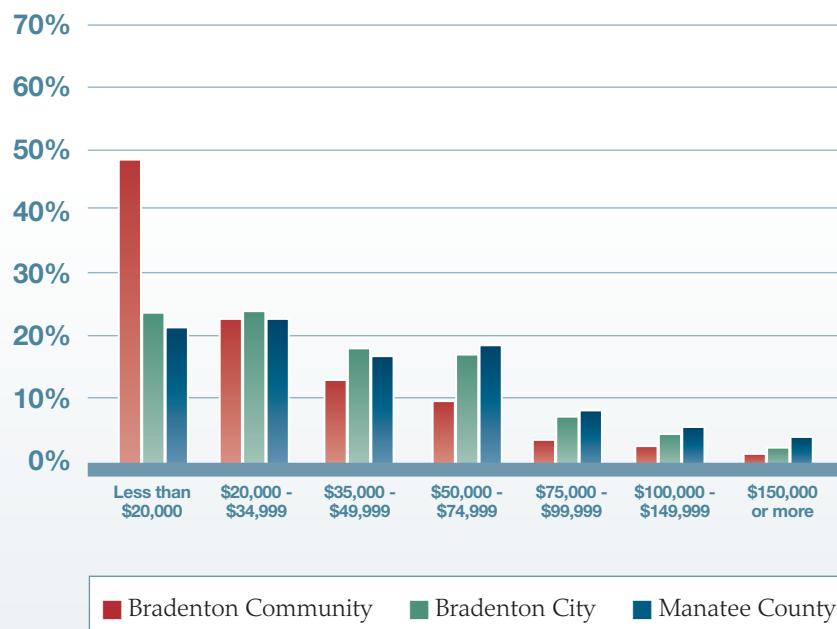


## [ INDUSTRY BREAKDOWN ]



No bar indicates less than 1%.

## [ HOUSEHOLD INCOME RANGES ]





# FRONT PORCH FLORIDA COMMUNITIES BRADENTON

PUBLISHED BY THE  
FLORIDA DEPARTMENT OF COMMUNITY AFFAIRS  
HOUSING AND COMMUNITY DEVELOPMENT DIVISION  
OFFICE OF URBAN OPPORTUNITY  
2555 SHUMARD OAK BOULEVARD  
TALLAHASSEE, FLORIDA 32399-0001  
TELEPHONE: (850) 487-9557  
FAX: (850) 487-9544  
EMAIL: [FRONTPORCH@DCA.STATE.FL.US](mailto:FRONTPORCH@DCA.STATE.FL.US)  
WEB: [WWW.DCA.STATE.FL.US](http://WWW.DCA.STATE.FL.US)

Prepared by



2007